

# FY2025 EOPA Application Overview

**Patricha F. Miller**

*Data Collections Specialist*

Technology Services

[pmiller@doe.k12.ga.us](mailto:pmiller@doe.k12.ga.us)

(404) 290-8530

**Mamie Hanson**

*State CTAE Assessment Coordinator*

CTAE

[mhanson@doe.k12.ga.us](mailto:mhanson@doe.k12.ga.us)

(470) 728-6052



# Today's Topics

- EOPA overview (students reported in the EOPA data collection)
- EOPA documentation
- EOPA application overview
- EOPA reports (How can you verify data?)
- EOPA Eligibility Report
- Where to find the recording
- Reminders

# EOPA Data Collections

The screenshot shows a web browser window with the URL [georgiainsights.gadoe.org/Data-Collections/Pages/End-of-Pathway-Assessment.aspx](http://georgiainsights.gadoe.org/Data-Collections/Pages/End-of-Pathway-Assessment.aspx). The browser's address bar and tabs are visible at the top. The page header features the "GEORGIA INSIGHTS" logo with the tagline "Georgia Department of Education" and social media icons for Facebook, Twitter, Instagram, YouTube, Pinterest, and RSS. To the right of the logo is the text "Richard Woods, Georgia's School Superintendent". A navigation menu below the header includes links for "Dashboards", "Data Downloads", "Federal Reporting", "Data Collections", "Data Privacy", "Resources", "Request Data", and "Contact Us". The main content area shows a breadcrumb trail: "Georgia Insights / Data Collections / End of Pathway Assessment". The title "End of Pathway Assessment" is displayed in a large, bold font. Below the title is a list of links:

- EOPA Application Overview
- CTAE EOPA Assessment Codes (Updated 1/27/22)
- Combined CTAE EOPA Assessment and Pathway Codes (New Document)
- EOPA Pathway Codes (Updated 1/27/22)
- EOPA Data Element Detail
- EOPA General Information
- EOPA Q/A

# EOPA Resources on the CTAE Assessment Webpage



Richard Woods, Georgia's School Superintendent

Search this site

Offices & Divisions - Programs & Initiatives - Data & Reporting - Learning & Curriculum - State Board & Policy - Finance & Operations - Contact -

Home → Teaching and Learning → Career, Technical and Agricultural Education → Georgia's Technical Skill Attainment Inventory 2023-2024

- School Counseling and Career Readiness Services
  - School Counseling and Career Readiness Overview
  - Career Readiness
  - Career Ready Diploma Seals
  - Counselor Resources
  - Dual Enrollment Program
  - Articulation
  - School Counseling
  - Hospital Homebound Services
  - School Counselor Information
- Clusters/Pathways
- Development and Transition
  - Development and Transition Overview
  - Career Related Education
  - Economic & Workforce Development
  - Great Promise Partnership
  - High Schools That Work
  - Middle School Performance Standards
  - Nontraditional Occupations
  - Professional Development
  - STEM/ STEAM Georgia

## Georgia's Technical Skill Attainment Inventory 2023-2024

Georgia, like many other career and technical education programs around the nation, has worked in recent years to establish a measurement mechanism to ascertain the level of technical skill attainment on behalf of its career pathway completers. Georgia's measurement process has been derived in direct response to the Perkins IV Legislation, specifically, Core Indicator 2S1 which requires states to implement a valid and reliable assessment model linked directly to industry validated standards.

In working to identify existing assessment (or credentialing) opportunities that would not only support the mandates set forth in the Perkins IV Legislation, but would also support Georgia students in their quest to leave high school with valuable credentials, the state's technical skill attainment inventory will be comprised of several measurement components:

- industry certifications/credentials
- occupational assessments, and
- state licensures and state developed assessments

### Technical Skill Attainment Inventory Assessment Information Sheets by Career Cluster

- Agriculture, Food and Natural Resources
- Architecture and Construction
- Arts, A/V Technology, and Communications

### Contact Information

**Mamie Hanson**  
Program Specialist,  
Career, Technical and Agricultural  
Education  
Phone: 404-728-6052  
Email: mhanson@doe.k12.ga.us

### Technical Skill Attainment Inventory Supporting Documents

- FY24 Technical Skill Attainment Inventory
- FY2024 Combined CTAE EOPA Assessment & Pathway Codes
- Assessment - EOPA State Guidance
- Special Accommodations by Testing Agencies
- EOPA Testing Irregularities Report Form

[CTAE Website](#)



# Overview of EOPA Application

- The End of Pathway Assessment (EOPA) test takers application is pre-populated from Student Class with students who will complete a pathway during the current school year.
- These students must be reported in the current year Student Class collection and must report a completed CTAE Pathway course with credit this school year in order to be considered an EOPA Pathway completer.

# Who should be reported in the EOPA Application

Current Year Student Class

Student must be reported in current year Student Class in grades 9 -12 and have the 3<sup>rd</sup> class of an EOPA Pathway in their schedule.

Student Earned Credit for CTAE course in current school year




One course record must be reported in the current year Student Class collection for a student where credit is earned for a CTAE course tied to the same pathway.

# EOPA Main Menu

[Go To Main Menu](#)

## EOPA Main Menu

No Data Submitted

-  [Pathway Completers Skills Assessment Test Takers](#)
-  [Pathway Completers District Summary and Signoff Report](#)
-  [EOPA Eligibility Report](#)

Eligibility Report can be viewed in March prior to Student Class sign-off in June.

**Current Documentation**

- [EOPA File Layout](#)

EOPA main menu prior to Student Class sign off

# EOPA Application

[Go To Main Menu](#) **EOPA Main Menu**

No Data Submitted

- [Pathway Completers Online Entry](#)
- [Add Students Online](#)
- [Upload Records](#)
- [Delete Records](#)
- [Delete Invalid Records](#)
- [Pathway Completers Skills Assessment Test Takers](#)
- [Pathway Completers District Summary and Signoff Report](#)
- [EOPA Eligibility Report](#)

**Current Documentation**

- [EOPA File Layout](#)

After Student Class sign-off in June access to report EOPA data will open.

EOPA main menu after Student Class sign off



# EOPA Application

The EOPA application becomes available after Student Class sign off. In the application, districts flag students who took a pathway assessment and indicate whether the student passed the assessment. EOPA records may be updated using one or more of the following options.

- **Pathway Completers Online Entry** – Use this option to access the pre-populated list of pathway completers (eligible test takers). From this list, you can indicate whether the student took the End of Pathway Assessment and whether the student passed the assessment.
- **Add Students Online** – Use this option to add students that successfully completed a pathway during the FY2025 school year and are not already in the pre-populated list.
- **Upload Records** – Allows districts to upload student data directly into the EOPA application. Use the EOPA File Layout located on the EOPA main menu under ‘Current Documentation’.

# Pathway Completers Online Entry

[Go To Main Menu](#) **EOPA Main Menu**

No Data Submitted

- [Pathway Completers Online Entry](#) ←
- [Add Students Online](#)
- [Upload Records](#)
- [Delete Records](#)
- [Delete Invalid Records](#)
  
- [Pathway Completers Skills Assessment Test Takers](#)
- [Pathway Completers District Summary and Signoff Report](#)
- [EOPA Eligibility Report](#)

**Current Documentation**

- [EOPA File Layout](#)

Use the Pathway Completers Online Entry to indicate whether or not a student has completed and passed the assessment.

## EOPA main menu – Pathway Completers Online Entry

# Pathway Completers Online Entry

[Go To Main Menu](#)


### Pathway Completers Online Entry

School:

Pathway:

Assessment:

GTID	Last Name	First Name	Grade Level	Did Student Take EOPA Assessment?	Did Student Pass EOPA Assessment?
xxxxxx8910	Example	Lxxx	12	<input checked="" type="radio"/> Yes <input type="radio"/> No	<input checked="" type="radio"/> Yes <input type="radio"/> No
xxxxxx7891	Doe	Gxxxx	12	<input type="radio"/> Yes <input checked="" type="radio"/> No	<input type="radio"/> Yes <input type="radio"/> No



Adding the test results information to the prepopulated list.

# Add Students Online

[Go To Main Menu](#)

## EOPA Main Menu

No Data Submitted

- [Pathway Completers Online Entry](#)
- [Add Students Online](#)
- [Upload Records](#)
- [Delete Records](#)
- [Delete Invalid Records](#)
  
- [Pathway Completers Skills Assessment Test Takers](#)
- [Pathway Completers District Summary and Signoff Report](#)
- [EOPA Eligibility Report](#)

**Current Documentation**

- EOPA File Layout

Use the Add Students Online to add students who successfully completed a pathway during the current Fiscal Year.

# Add Students Online

[Go To Main Menu](#)

### Add Students Online

School:

Pathway:

Assessment:

GTID Student Id	Last Name	First Name	Grade Level		GTID Student Id	Last Name	First Name	Grade Level
				=> <=<				

A list of students that were not on the pre-populated list will appear here. This list will









The district will be able to select the student(s) from the list on the left and move

# Upload Records

[Go To Main Menu](#)

## EOPA Main Menu

No Data Submitted

-  [Pathway Completers Online Entry](#)
-  [Add Students Online](#)
-  [Upload Records](#) ←
-  [Delete Records](#)
-  [Delete Invalid Records](#)
  
-  [Pathway Completers Skills Assessment Test Takers](#)
-  [Pathway Completers District Summary and Signoff Report](#)
-  [EOPA Eligibility Report](#)

**Current Documentation**

- [EOPA File Layout](#)

The Upload Records function allows district to upload student from the SIS to make updates.

# Upload Records

Districts choosing to upload a file may do so by selecting the **Upload Records** link from the EOPA main menu. The screen shown below will appear, which will allow the user to browse and attach a file for upload. The EOPA File Layout must be used for generating the text file to upload. The EOPA File Layout is in the portal on the EOPA Main Menu under 'Current Documentation'.

Georgia Department of Education End of Pathway Assessment (EOPA 2023)	EOPA File Upload 667-Gwinnett County
<p>Send this file: <input type="button" value="Choose File"/> No file chosen <input type="button" value="File Upload"/></p> <p><a href="#">Back to Menu</a></p>	

# Upload Records

Things to remember when uploading an EOPA extract file:

- The upload file should include students who have taken an assessment this school year *while enrolled at that school*.
- The **GTID** reported for a student must match the **GTID** reported in Student Class.
- The Assessment Code must match a valid assessment code listed on the CTAE EOPA Assessment Codes (CTAE End of Pathway Assessment Courses, Exam Codes and Exam Titles) document posted on the Data Collections website.
- The **FISCAL YEAR**, **SYSTEM CODE**, and **SCHOOL CODE** must be valid codes and must match the codes reported in Student Class.



# Upload Records

## Things to remember when uploading (continued):

- Errors must be corrected at the source (typically in the SIS) and a new extract file will need to be uploaded. There is no option for online error correction.
- Ensure that all EOPA test takers have been properly flagged and are free of errors.
- The reports include error-free records only. This means that the District Summary and Sign Off Report will not include any students with errors on the EOPA error report.
- Each district must *verify* that **no errors remain on the error report before the Superintendent signs off** on the district summary report.

# Pathway Reports

[Go To Main Menu](#)

## EOPA Main Menu

No Data Submitted

- [Pathway Completers Online Entry](#)
- [Add Students Online](#)
- [Upload Records](#)
- [Delete Records](#)
- [Delete Invalid Records](#)
- [Pathway Completers Skills Assessment Test Takers](#)
- [Pathway Completers District Summary and Signoff Report](#)
- [EOPA Eligibility Report](#)

**Current Documentation**

- [EOPA File Layout](#)

The Pathway Completers Skills Assessment Test Takers is a report that includes a count of students by school, pathway, and assessment.

# Pathway Reports

Two EOPA reports are available to assist the district in verifying the data reported.

- Pathway Completers Skills Assessment Test Takers
- Pathway Completers District Summary and Signoff Report

# Pathway Reports

## Pathway Completers Skills Assessment Test Takers

School Id - Name		Pathway	Assessment	Total Students Tested	Total Students Passed	American Indian		Asian		Black		Hispanic		Pacific Islander		Two or More Race		White		SWD		ED		Single Parent		EL		Migrant		
						Passed	Failed	Passed	Failed	Passed	Failed	Passed	Failed	Passed	Failed	Passed	Failed	Passed	Failed	Passed	Failed	Passed	Failed	Passed	Failed	Passed	Failed	Passed	Failed	Passed
Archer High School - 1710	Male	Audio Video Technology & Film I - Arts, A/V Technology & Communications	Adobe Certified Associate (ACA): Adobe Premiere Pro	0	0	0	0	0	0	0	0	0	0	0	0	0	0	0	0	0	0	0	0	0	0	0	0	0	0	0
	Female	Audio Video Technology & Film I - Arts, A/V Technology & Communications	Adobe Certified Associate (ACA): Adobe Premiere Pro	0	0	0	0	0	0	0	0	0	0	0	0	0	0	0	0	0	0	0	0	0	0	0	0	0	0	0
	Total Students	Audio Video Technology & Film I - Arts, A/V Technology & Communications	Adobe Certified Associate (ACA): Adobe Premiere Pro	0	0	0	0	0	0	0	0	0	0	0	0	0	0	0	0	0	0	0	0	0	0	0	0	0	0	0
	Male	Audio Video Technology & Film I - Arts, A/V Technology & Communications	NOCTI Television Production	0	0	0	0	0	0	0	0	0	0	0	0	0	0	0	0	0	0	0	0	0	0	0	0	0	0	0
	Female	Audio Video Technology & Film I - Arts, A/V Technology & Communications	NOCTI Television Production	0	0	0	0	0	0	0	0	0	0	0	0	0	0	0	0	0	0	0	0	0	0	0	0	0	0	0

This report includes a count of students by school, pathway, and assessment. There are links which allow the user to drill down and see the total students tested by different demographic categories, including gender, race, ethnicity, SWD, ED, single parent, EL, and migrant status. This report can also be downloaded to Excel.

# Pathway Reports

## Pathway Completers Summary and Signoff Report

School Id	School Name	Pathway Completed	Number of Students Taking an EOPA Assessment	Number of Students Passing EOPA Assessment
<a href="#">0100</a>	Cross Creek High School	Nutrition and Food Science - Human Services	28	23
<a href="#">0100</a>	Cross Creek High School	Personal Care Services - Cosmetology - Human Services	28	15
<a href="#">0100</a>	Cross Creek High School	Fashion, Merchandising and Retail Management - Marketing	7	6
<a href="#">0100</a>	Cross Creek High School	Web & Digital Design - Information Technology	18	1
<a href="#">0100</a>	Cross Creek High School	Sports and Entertainment Marketing - Hospitality & Tourism	32	8
<a href="#">0100</a>	Cross Creek High School	Plant and Landscape Systems - Agriculture, Food and Natural Resources	26	15
<a href="#">0100</a>	Cross Creek High School	Automobile Service Technology - Transportation, Distribution and Logistics	14	9
<b>Total</b>			<a href="#">153</a>	77
<a href="#">0213</a>	Richmond County Technical Career Center		10	1
<a href="#">0213</a>	Richmond County Technical Career Center		9	7
<a href="#">0213</a>	Richmond County Technical Career Center		9	0
<a href="#">0213</a>	Richmond County Technical Career Center		1	1
<a href="#">0213</a>	Richmond County Technical Career Center		1	1
<a href="#">0213</a>	Richmond County Technical Career Magnet School	Audio Video Technology & Film II - Arts, A/V Technology & Communications	11	8
<a href="#">0213</a>	Richmond County Technical Career Magnet School	Engineering and Technology - Science, Technology, Engineering & Mathematics (STEM)	4	2
<b>Total</b>			<a href="#">45</a>	20
<b>System Totals</b>			<a href="#">198</a>	<a href="#">97</a>

Reminder: Only error free students will appear on the signoff report.









This report provides a school and pathway summary of students that took an assessment and those that passed the assessment. There are links which allow the user to drill down and see the students in each column.

# EOPA Eligibility Report

[Go To Main Menu](#)

## EOPA Main Menu

No Data Submitted

-  [Pathway Completers Online Entry](#)
-  [Add Students Online](#)
-  [Upload Records](#)
-  [Delete Records](#)
-  [Delete Invalid Records](#)
  
-  [Pathway Completers Skills Assessment Test Takers](#)
-  [Pathway Completers District Summary and Signoff Report](#)
-  [EOPA Eligibility Report](#) ←

**Current Documentation**

- EOPA File Layout

The EOPA Eligibility Report will show students reported in the current year Student Class collection who are in grades 9-12 that are either 'In Progress' or 'Eligible' to take the EOPA assessment.

# EOPA Eligibility Report

[Go To Main Menu](#)

## EOPA Main Menu

No Data Submitted

- [Pathway Completers Online Entry](#)
- [Add Students Online](#)
- [Upload Records](#)
- [Delete Records](#)
- [Delete Invalid Records](#)
  
- [Pathway Completers Skills Assessment Test Takers](#)
- [Pathway Completers District Summary and Signoff Report](#)
- [EOPA Eligibility Report](#)

**Current Documentation**

- EOPA File Layout

This report is also available in Student Class in March.

# EOPA Eligibility Report

**Note:** Only students on the EOPA Eligibility Report will be included on the pre-populated pathway lists (Pathway Completers Online Entry) in the EOPA application. The student's Eligibility Status on the report will be 'In Progress' or 'Eligible'.



# Students Included in the EOPA Eligibility Report

The 'EOPA Eligibility Report' will show students reported in the current year Student Class collection who are in grades 9-12 that are either 'In Progress' or 'Eligible' to take the EOPA assessment. To show on the report, the student must be reported with a CTAE pathway course in the current year Student Class collection. The remaining courses must be in the student's course history.

- ❑ **IN PROGRESS** - Student has successfully completed two (2) CTAE courses for a pathway and earned a unit of credit for each course (total of 2 units) and is currently taking the third CTAE course for the pathway.
- ❑ **ELIGIBLE** - Student has successfully completed the third CTAE course in a pathway, in the current school year and earned a unit of credit for each course (total of three units).

# Which Students Appear on the Eligibility Report?

## Current Year Student Class

Student must be reported in current year Student Class in grades 9 -12.

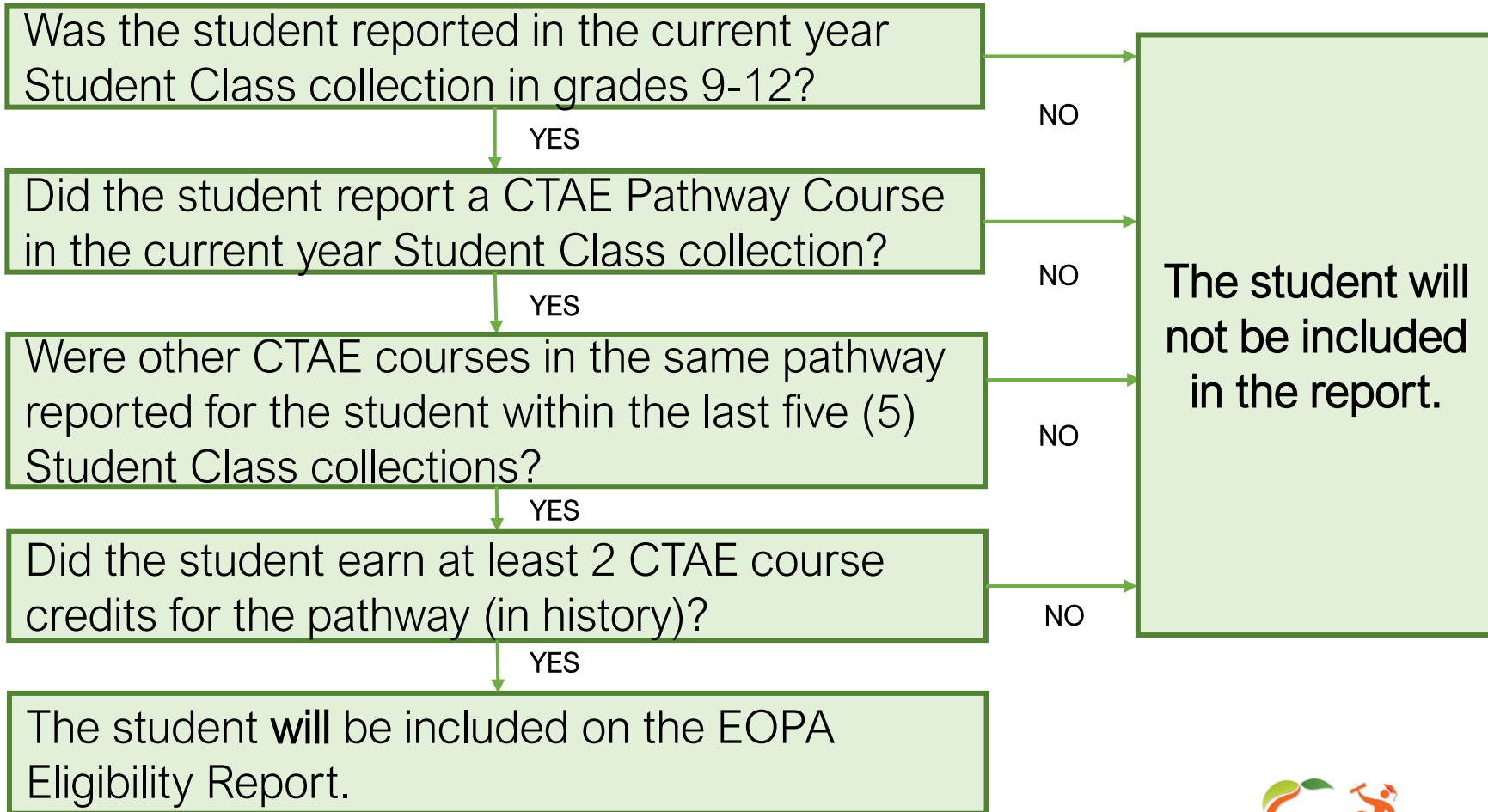
## Other CTAE courses for pathway in course history

The student has two courses completed for the pathway with two units of credit earned between FY2021 and the prior year Student Class collection.

## Student Earned Credit for CTAE course in current school year

One course record must be reported in the current year Student Class collection for a student where credit is earned for a CTAE course tied to the same pathway.

# Which Students Appear on the EOPA Eligibility Report?



# EOPA Reporting Examples

School Year	FY 2025	FY 2024	FY 2023	FY 2022	FY 2021	Completed Courses	Notes
<b>Scenario-1</b>							
Prior year Courses Completed		1	1			2	On eligibility report and reported this year because 2 courses were completed in history and 1 course is in the current year for a total of 3 courses for the pathway.
Currently in SC upload	1					1	
<b>Scenario-2</b>							
Prior year Courses Completed		1	1	1		3	Not on eligibility report and do not report this year because the student did not complete a pathway course in the current year.
Currently in SC upload						0	
<b>Scenario-3</b>							
Prior year Courses Completed						0	Not on eligibility report but should be reported. Must be added online. All 3 courses taken in current year for the pathway.
Currently in SC upload	3					3	
<b>Scenario-4</b>							
Prior year Courses Completed				1	1	2	On eligibility report and reported this year because 2 courses were completed in history and 1 course is in the current year for a total of 3 courses for the pathway.
Currently in SC upload	1					1	
<b>Scenario-5</b>							
Prior year Courses Completed			1			1	Not on eligibility report but reportable because 1 course was completed in history and 2 courses in the current year for a total of 3 courses for the pathway. The student must be added online.
Currently in SC upload	2					2	

# Questions and Answers

I have a student who completed the first course of a pathway last year. This year the student is taking the other two courses in the pathway. Why is the student not in the EOPA Eligibility Report?














Only students who have completed two courses and are currently enrolled in the third course of a pathway appear on the EOPA Eligibility Report.




The student can be added using Add Students Online (slide 12) or Upload Records (slide 14).

# Accessing the EOPA Eligibility Report in Student Class

[Go To Main Menu](#) **Student Class Main Menu**

No data has been transmitted yet.

-  [File Upload](#)
-  [Validate Data](#)
-  [Add/Edit/Delete Student Information](#)
  
-  [Error Report](#)
-  [Student Class Reports](#)
-  [Student Class Overview of Data](#)
  
-  [Data Deletion](#)
-  [Delete All System Data](#)
  
-  [Manual Relief Request](#)
-  [SC Primary Contacts](#)
-  [SC/CPI Error Exception Report](#)
-  [SC/FTE Error Exception Report](#)
-  [SC/SR Error Exception Report](#)

-  [Sign-Off Report](#)
  
-  [ADHOC Query](#)
-  [EOPA Eligibility report - 2023](#) ←

The EOPA Eligibility report will appear on the Student Class menu in March.

# EOPA Eligibility Report

## Summary-level Example

School Id	School Name	Pathway Completed	Number of Students Eligible
0123	Sample County High School	Culinary Arts - Hospitality	<u>5</u>
0123	Sample County High School	Graphic Design - Arts, A/V Technology	<u>5</u>
0123	Sample County High School	Graphic Communications - Arts, A/V Technology	<u>6</u>
0123	Sample County High School	Welding (Metals) - Architecture and Construction	<u>2</u>
0123	Sample County High School	Electronics - Science, Technology, Engineering (STEM)	<u>7</u>
0123	Sample County High School	Forest/ Wildlife Management - Agriculture, Food and Natural Resources	<u>3</u>
<b>Total</b>			<b><u>28</u></b>
<b>System Totals</b>			<b><u>28</u></b>

# EOPA Eligibility Report

## Pathway within a School - Detail-level Example

School		Pathway	Course Number	GTID	Last Name	First Name	Grade Level	Race/Ethnicity	Gender	Credit Hours Earned	Eligible For Assessment
ID	Name										
0123	Sample County High School	Culinary Arts - Hospitality	20.5310014 20.5321014 20.5331014	xxxxxx5039	Test	Cxxxx	11	B	F	3000	ELIGIBLE
0123	Sample County High School	Culinary Arts - Hospitality	20.5310019 20.5331014	xxxxxx2561	Hands	Jxxxx	12	B	F	2000	IN PROGRESS
0123	Sample County High School	Culinary Arts - Hospitality	20.5310018 20.5310019 20.5321014	xxxxxx1588	Herring	Bxxxxx	11	W	M	3000	ELIGIBLE
0123	Sample County High School	Culinary Arts - Hospitality	20.5310018 20.5310019 20.3210140	xxxxxx8964	Jaram	Jxxx	11	H	M	3000	ELIGIBLE
0123	Sample County High School	Culinary Arts - Hospitality	20.5310014 20.5321014 20.5331014	xxxxxx3944	Last	Jxxx	11	W	F	3000	ELIGIBLE



# Reasons a Student May Not Appear on the EOPA Eligibility Report

- The student did not complete a pathway in the 2025 school year.
- The student does not have a total of three (3) units of credit for the courses taken in the pathway.
- The student's course data was not completely reported over the past five (5) years to present Student Class cycles. (Students who transfer in with CTAE credit must have those courses entered in the EOPA Application as appear in the student's transcript.)
- The student has historical course data from periods outside the Student Class cycle (ex: summer school).
- Student completed a pathway this year, but there is no assessment tied to that pathway.

# EOPA Eligibility Report Reminders

- Student Class collects data related to the current school year.
- The EOPA course data is matched based on the GTID.
- The EOPA Eligibility Report located in the Student Class main menu and the EOPA main menu.
- The Eligibility Report may be used to verify students that completed a pathway this school year.
- The Eligibility Report will enable districts to determine, in advance, which students will be pre-populated in the EOPA application.
- Students who are not included on the Eligibility Report may be addressed directly in the EOPA Application once the district has signed off on Student Class and has full access to the EOPA application.

# EOPA Reminders for FY2025

- The EOPA Eligibility Report will be available in Student Class in March.
- The district Superintendent must sign off on Student Class in June before the EOPA application is available for the district.
- **EOPA Superintendent sign off is required for all districts** - even if no students were reported as completing a pathway.

# EOPA Documentation

- FY2025 EOPA documentation is available on the Data Collections website at [End-of-Pathway-Assessment](#).
  - EOPA Application Overview
  - CTAE End of Pathway Courses, Exam Codes and Exam Titles (Posted in March)
  - EOPA Pathway Codes (Posted in March)
  - EOPA Data Element Detail
  - EOPA General Information
  - EOPA Q & A
- The FY2025 EOPA File Layout is available on the EOPA main menu in the GaDOE Portal.

# Next EOPA Webinar

- Session will include a demonstration and instructions on how to enter and confirm data within the EOPA application in the Portal.
- Registration for the next webinar is located in GaDOE Community.
  - Only available within [GaDOE Community](#).
  - If you do not have an account, you can create one.
  - Click on 'Professional Learning' in the upper-right corner then select 'Events'.
  - Search for event, 'EOPA'.
  - Find the 'EOPA Application Live Demo' for May and click on it to register.

# EOPA Assistance



Contact the Service Desk via MyGaDOE Portal for any EOPA Application questions (errors, uploading, reports, etc.).

Contact [Mamie Hanson](#) for EOPA program-related questions.