

# Utilizing SIS Data to Inform Decision-Making for Student Interventions

Kraig Howell and Josh Griffis  
Griffin-Spalding County Schools

# Why is it so hard to develop appropriate interventions?



Turn to your elbow partner, shoulder buddy or neighbor and tell them one reason why you believe it's so hard for teams to identify appropriate interventions for students who are struggling?

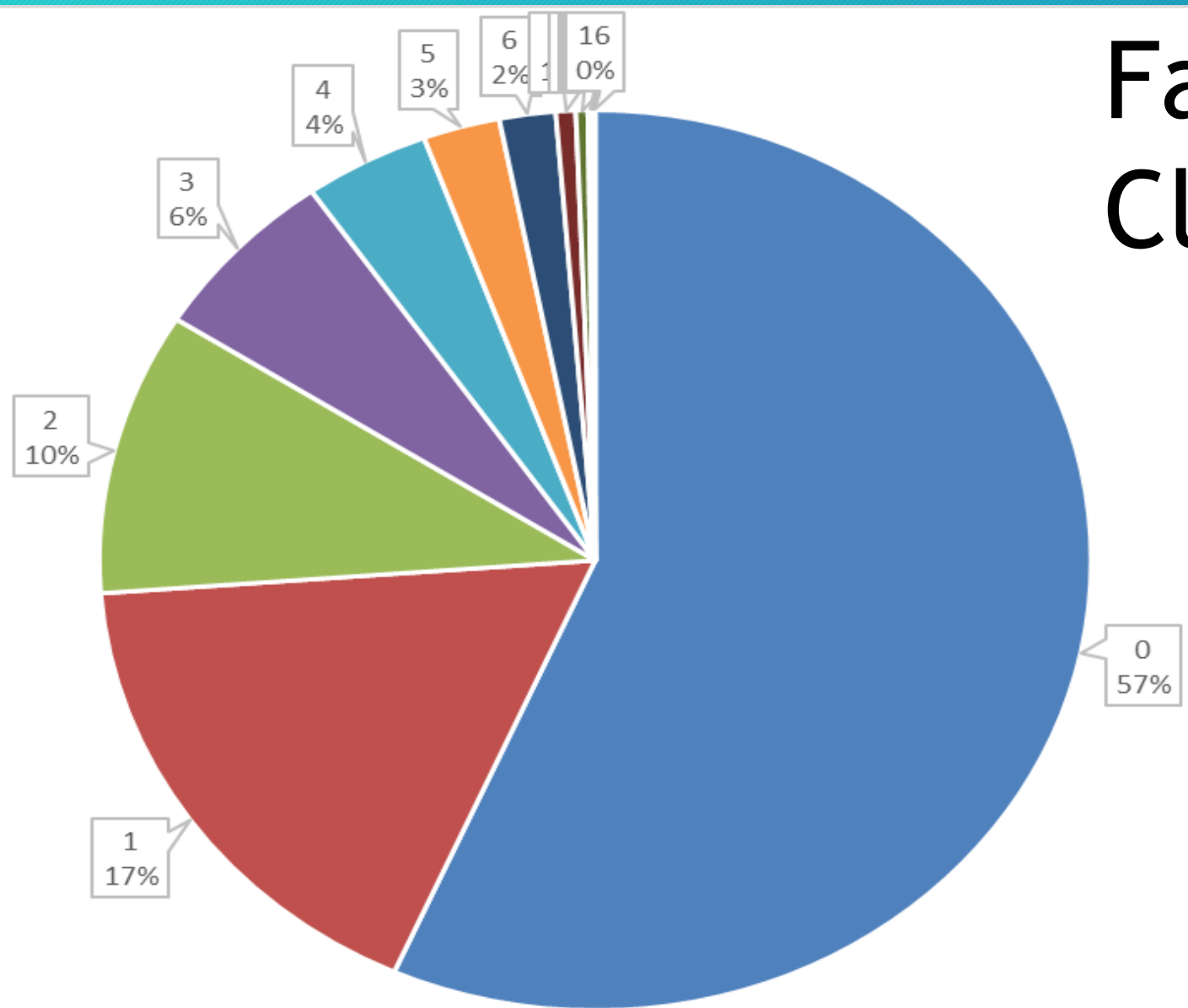
# MTSS Screening Report

- Student #
- Last Name
- First Name
- Middle Name
- Grade
- Gender
- Race / Ethnicity
- SWD
  - Primary Area
- Section 504
- Gifted
- EL
- # Absences
- # Tardies
- # Failing Classes
- # Referrals
- ISS Days
- OSS Days
- RTI Last Modified Date
- MAP Administration
  - MAP Reading RIT
  - MAP Reading Percentile
  - MAP Math RIT
  - MAP Math Percentile
- Milestones Math Administration
  - Milestones Math
- Milestones ELA Administration
  - Milestones ELA
- Behavior Screener Date
  - Externalizing
  - Internalizing
- # General Contact Log Entries
- # Nurse Visits
- Credits Earned
- Credits Attempted
- On Track For Graduation
  - Cohort

Student #	Last Name	First Name	Middle Name	Grade	Gender	Race / Ethnicity	SWD	Primary Area	Section 504	Gifted	EL	# Absences	# Tardies	# Failing Classes	# Referrals	ISS Days	OSS Days	RTI Last Modified Date	MAP Administration	MAP Reading RIT	MAP Reading Percentile	MAP Math RIT	MAP Math Percentile	Milestones Math Administration	Milestones Math	Milestones ELA Administration	Milestones ELA	Behavior Screener Date	Externalizing	Internalizing	# General Contact Log Entries	# Nurse Visits	Credits Earned	Credits Attempted	On Track For Graduation	Cohort		
				06	F	B	N					2	1	1	2	2		11/20/2018	Winter 2018-2019	199		209	21	Summer 2018	449	Spring 2018	467				27	0						
				06	F	W	N					0	0	0	0			1/9/2018	Winter 2018-2019	219		213	29	Spring 2018	477	Spring 2018	540				6	0						
				06	M	B	N					6	4	6	2	2		2/28/2018	Winter 2018-2019	176		197	6	Summer 2018	457	Summer 2018	423				32	0						
				06	M	M	Y	T				3	5	1	1	1			Winter 2018-2019	214		212	26	Summer 2018	501	Summer 2018	502				58	0						
				06	M	B	N					4	8	7	2	2		6/18/2018	Winter 2018-2019	204		202	10	Summer 2018	464	Summer 2018	428	9/10/2018	Slightly Raised	No Concern	37	0						
				06	M	W	N					0	0	0	0				Winter 2018-2019	223		224		Spring 2018	495	Summer 2018	498	9/10/2018	No Concern	Slightly Raised	10	0						
				06	M	B	Y	T				4	2	3	1	2	1		Fall 2018-2019	159		177		Spring 2018	412	Spring 2018	374				26	0						
				06	M	B	Y	U				9	6	4	0				Winter 2018-2019	175		188	2	Summer 2018	431	Summer 2018	418				61	0						
				06	M	B	N					3	0	3	4	3	3		Winter 2018-2019	210		201	9	Spring 2018	492	Summer 2018	506	9/10/2018	No Concern	Slightly Raised	14	0						
				06	M	B	Y	U				1	2	5	0				Winter 2018-2019	181		191	3	Summer 2018	457	Summer 2018	448	9/10/2018	No Concern	Slightly Raised	27	0						
				06	M	B	N					1	1	2	3	3		1/30/2019	Winter 2018-2019	188		206	16	Spring 2018	484	Summer 2018	406	9/10/2018	No Concern	No Concern	42	0						
				06	M	W	Y	Y				0	0	0	0				Winter 2018-2019	160		160	1								8	0						
				06	M	B	N					4	0	3	0				Winter 2018-2019	191		208	19	Spring 2018	491	Summer 2018	423				19	0						
				07	M	B	Y	Y				0	0	0	0				Fall 2018-2019	189		220		Spring 2018	483	Spring 2018	416				18	0						
				07	M	B	Y	Y				4	5	4	12	14	7		Winter 2018-2019	205		184	1	Spring 2018	417	Spring 2018	385				56	0						
				07	M	B	N					10	2	5	5	4	8	4/27/2018	Winter 2018-2019	195		208	14	Spring 2018	453	Spring 2018	421	9/10/2018	No Concern	Slightly Raised	55	0						
				07	F	B	N					3	38	3	4	4	3	3/9/2017	Winter 2018-2019	199		213	22	Spring 2018	437	Spring 2018	453	9/10/2018	No Concern	No Concern	13	0						
				07	M	B	N					17	34	9	9	4	9	10/24/2018	Winter 2018-2019	171		189	1	Spring 2018	437	Spring 2018	386	9/10/2018	Slightly Raised	No Concern	41	0						
				07	F	B	N					23	2	8	0				Fall 2018-2019	193		201		Spring 2018	470	Spring 2018	427	9/10/2018	No Concern	No Concern	27	0						
				07	F	B	N					0	4	0	0				Winter 2018-2019	210		208	14	Spring 2018	476	Spring 2018	427	9/10/2018	No Concern	Slightly Raised	12	0						
				07	M	B	Y	U				2	1	3	0				Winter 2018-2019	182		184		Spring 2018	445	Spring 2018	410				60	0						
				07	F	B	N		Y			3	8	5	5	10	1	10/30/2017	Winter 2018-2019	205		196	4	Spring 2018	470	Spring 2018	393				26	0						
				07	M	B	N					13	16	3	8	6	8	11/1/2018	Winter 2018-2019	209		212	20	Spring 2018	476	Spring 2018	438	9/10/2018	Elevated	Slightly Raised	36	0						
				07	F	H	N				M	0	0	2	0			11/29/2018	Winter 2018-2019	203		207	13	Spring 2018	437	Spring 2018	404	9/10/2018	Slightly Raised	No Concern	23	0						
				07	M	H	N				M	2	0	1	0				Winter 2018-2019	206		206	12	Spring 2018	467	Spring 2018	404	9/10/2018	Slightly Raised	No Concern	28	0						
				07	M	B	N					6	8	6	5	3	15	2/5/2019	Winter 2018-2019	212		204	10	Spring 2018	432	Spring 2018	458				27	0						
				08	M	B	N					11	10	8	2	2	10		Winter 2018-2019	190		179	1	Spring 2018	446	Spring 2018	468	9/10/2018	Elevated	Elevated	29	0					N	2023
				08	M	B	N					8	16	7	0				Winter 2018-2019	190		195	3	Spring 2018	438	Spring 2018	421	9/10/2018	No Concern	Elevated	10	0					N	2023
				08	M	B	N					0	1	0	0									SPRING 2016	538	SPRING 2016	553				2	0					N	2023
				08	M	B	N					0	0	4	0				Winter 2018-2019	211		210	15	Spring 2018	482	Spring 2018	473	9/10/2018	Elevated	Elevated	32	0					N	2023
				08	M	W	N					5	2	0	0				Winter 2018-2019	221		225	41	Spring 2018	497	Spring 2018	483	9/10/2018	No Concern	No Concern	9	0					N	2023
				08	M	B	N					28	8	9	0				Winter 2018-2019			211	16	Spring 2018	486	Spring 2018	458	9/10/2018	No Concern	No Concern	9	0					N	2023
				08	M	B	Y	Y				18	41	9	11	11	1			198				Spring 2018	444	Spring 2018	421				67	0					N	2023
				08	M	B	N					1	3	4	0				Winter 2018-2019	211		209		Spring 2018	472	Spring 2018	438				26	0					N	2023
				08	F	B	N					0	1	2	0			5/18/2017	Winter 2018-2019	198		206	10	Spring 2018	420	Spring 2018	421	9/10/2018	Elevated	No Concern	19	0					N	2023
				08	M	W	N					5	5	8	2	3		5/24/2018	Winter 2018-2019	189		210	15	Spring 2018	469	Spring 2018	421				29	0					N	2023
				08	M	B	N					12	56	0	0				Winter 2018-2019	212		226	43	Spring 2018	478	Spring 2018	376	9/10/2018	No Concern	No Concern	12	0					N	2023
				08	M	B	N					2	5	1	1	2	1	4/9/2018	Winter 2018-2019	210		239	70	Spring 2018	518	Spring 2018	473	9/10/2018	No Concern	No Concern	9	0					N	2023
				08	M	B	N					14	55	7	7	6	4	10/23/2018	Winter 2018-2019	183		199	5	Spring 2018	435	Spring 2018	473	9/10/2018	No Concern	No Concern	30	0					N	2023
				08	M	B	N					0	4	3	0			3/10/2018	Winter 2018-2019	213		207		Spring 2018	480	Spring 2018	432	9/10/2018	No Concern	No Concern	38	0					N	2023
				08	F	B	N		Y			0	3	4	0			2/5/2019	Winter 2018-2019	180		200	6	SPRING 2016	441	SPRING 2016	388	9/10/2018	Elevated	Slightly Raised	39	0					N	2023
				08	F	B	N					0	22	0	0			10/31/2018	Winter 2018-2019	208		213	19	Spring 2018	433	Spring 2018	432				15	0					N	2023

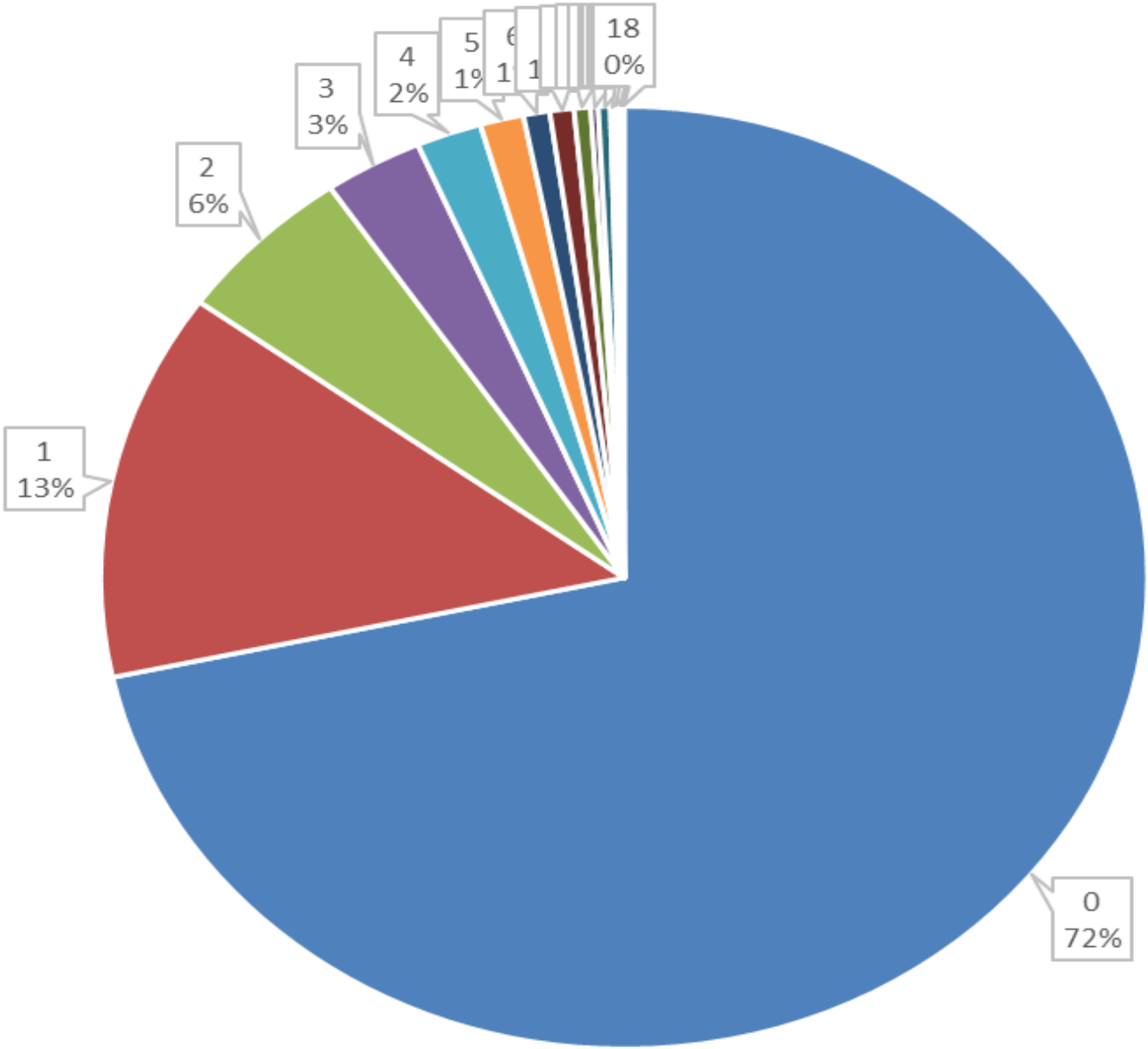
Ok...so what? Now what?

# Failing Classes



**84%  
Failing  
0-2  
Classes**

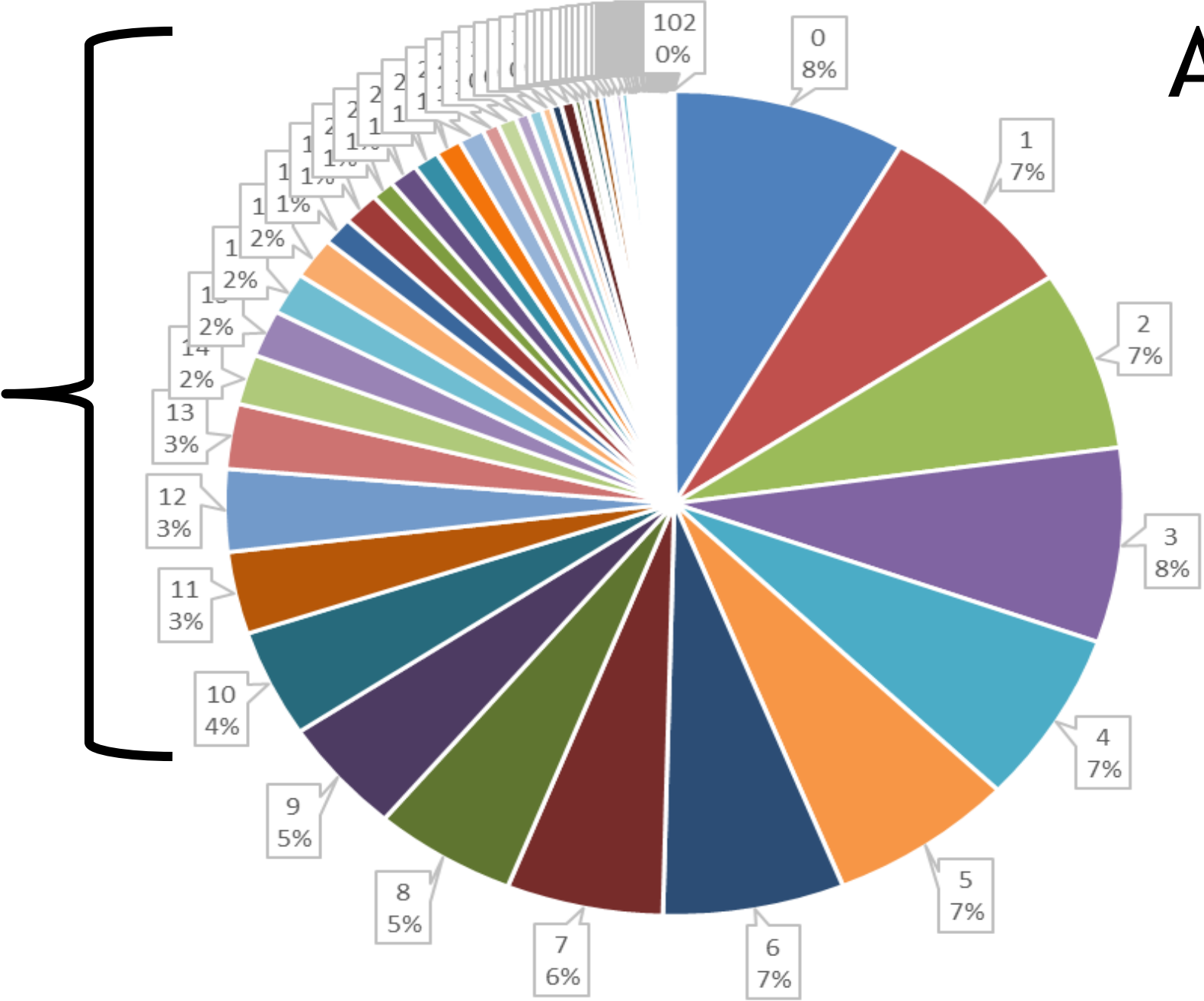
# Referrals



**85%**  
**0-1**  
**Referrals**

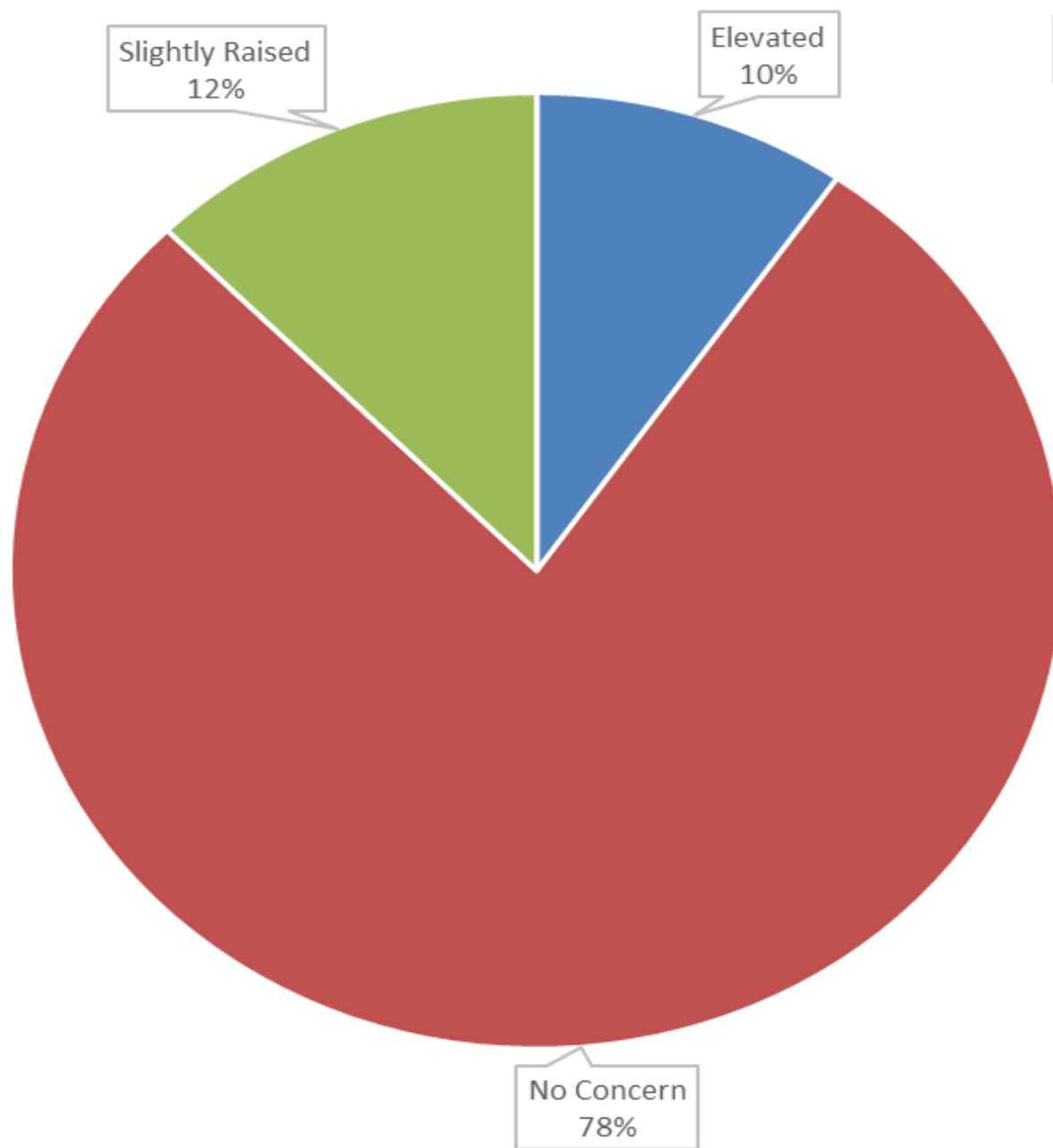
# Absences

33%

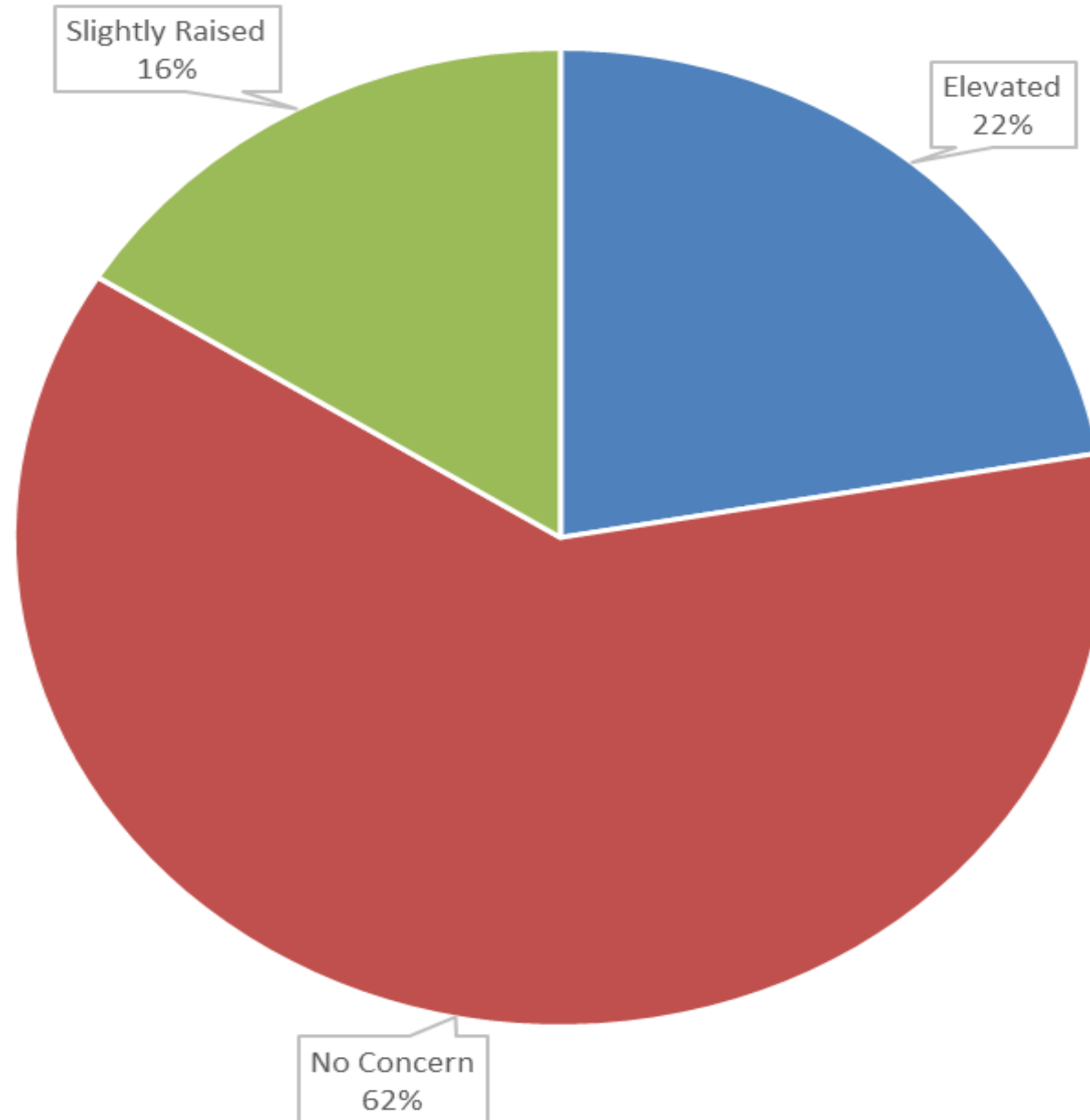




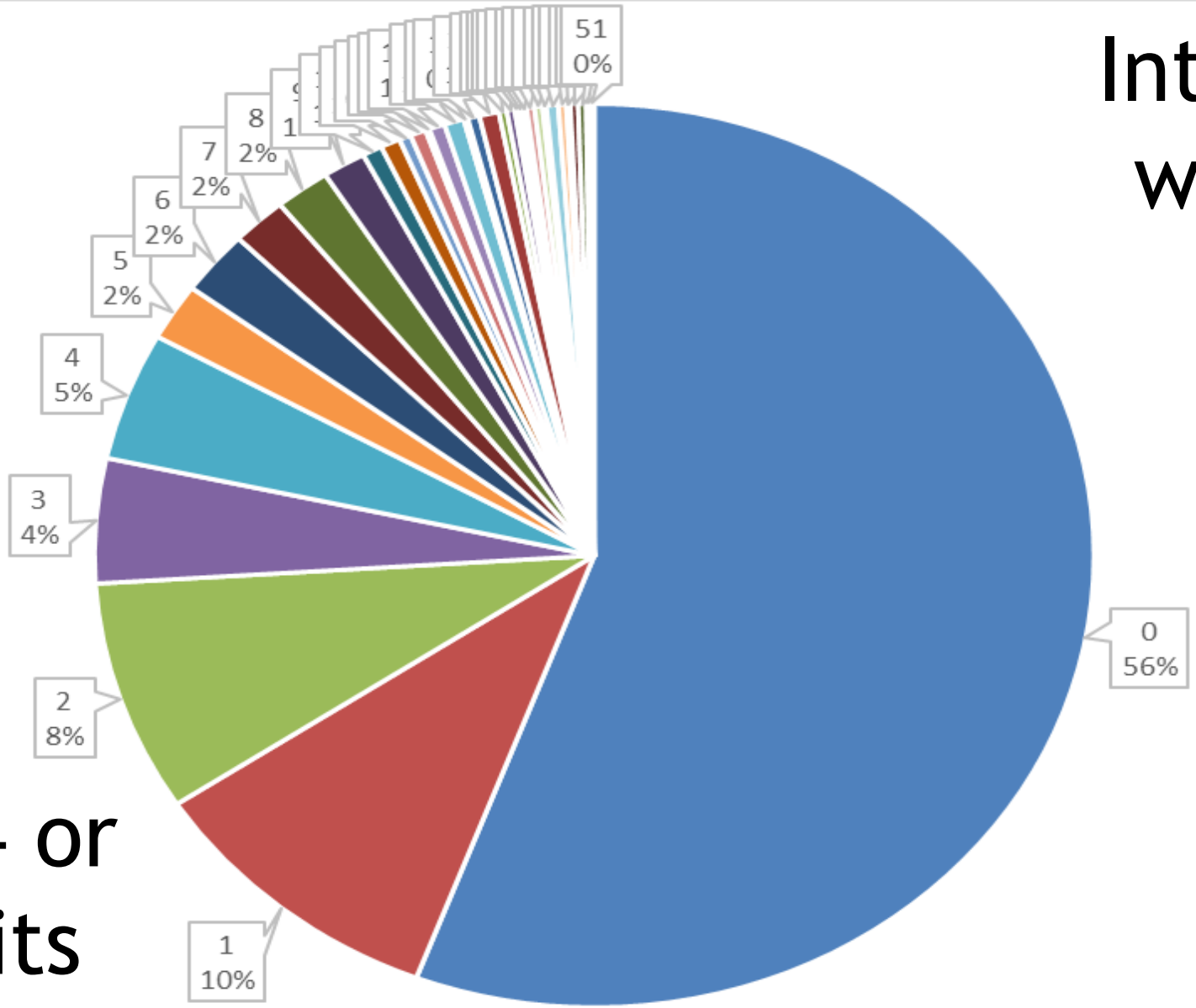
# Externalizing Behavior



# Internalizing Behavior

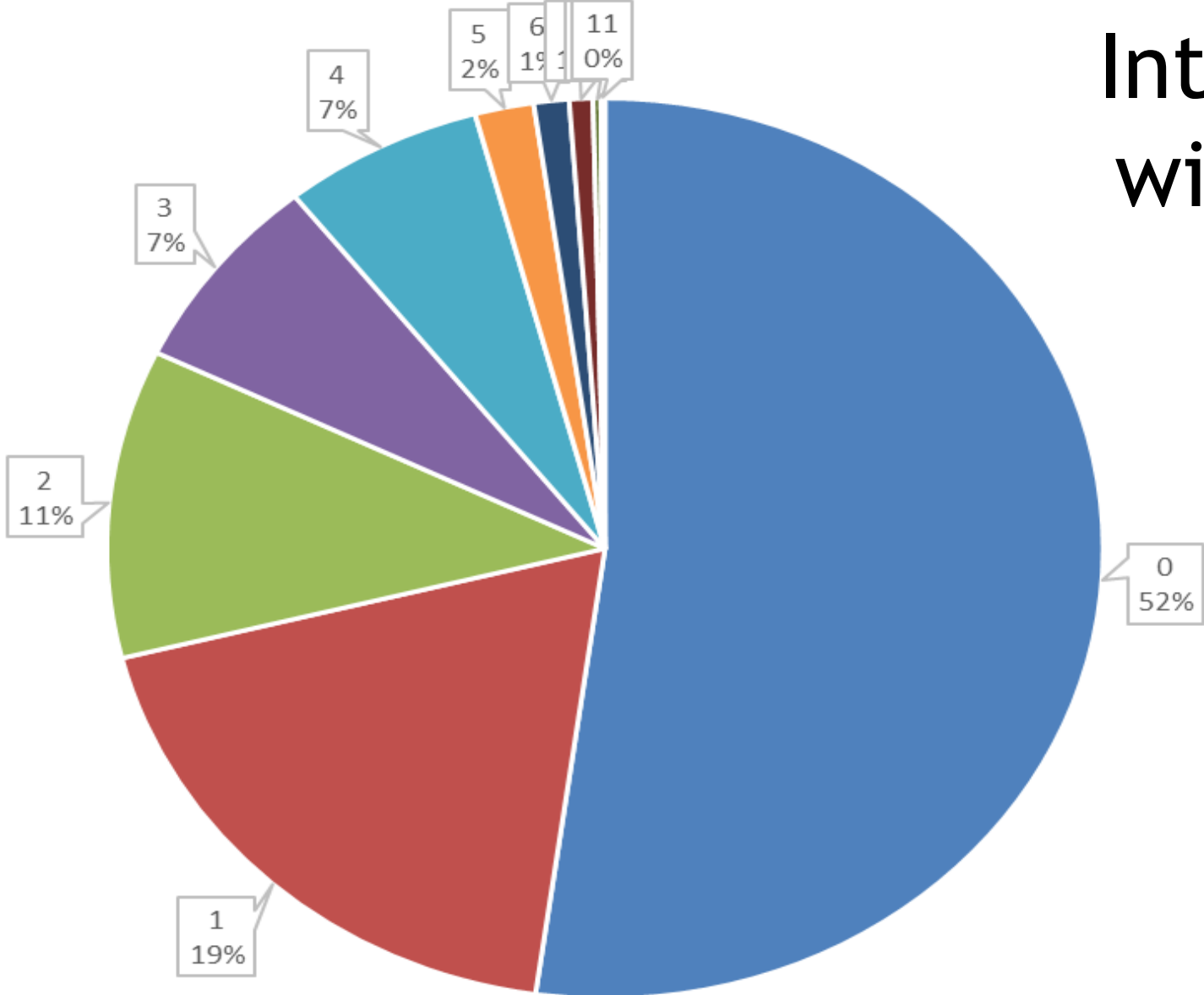


# Internalizing with Nurse Visits

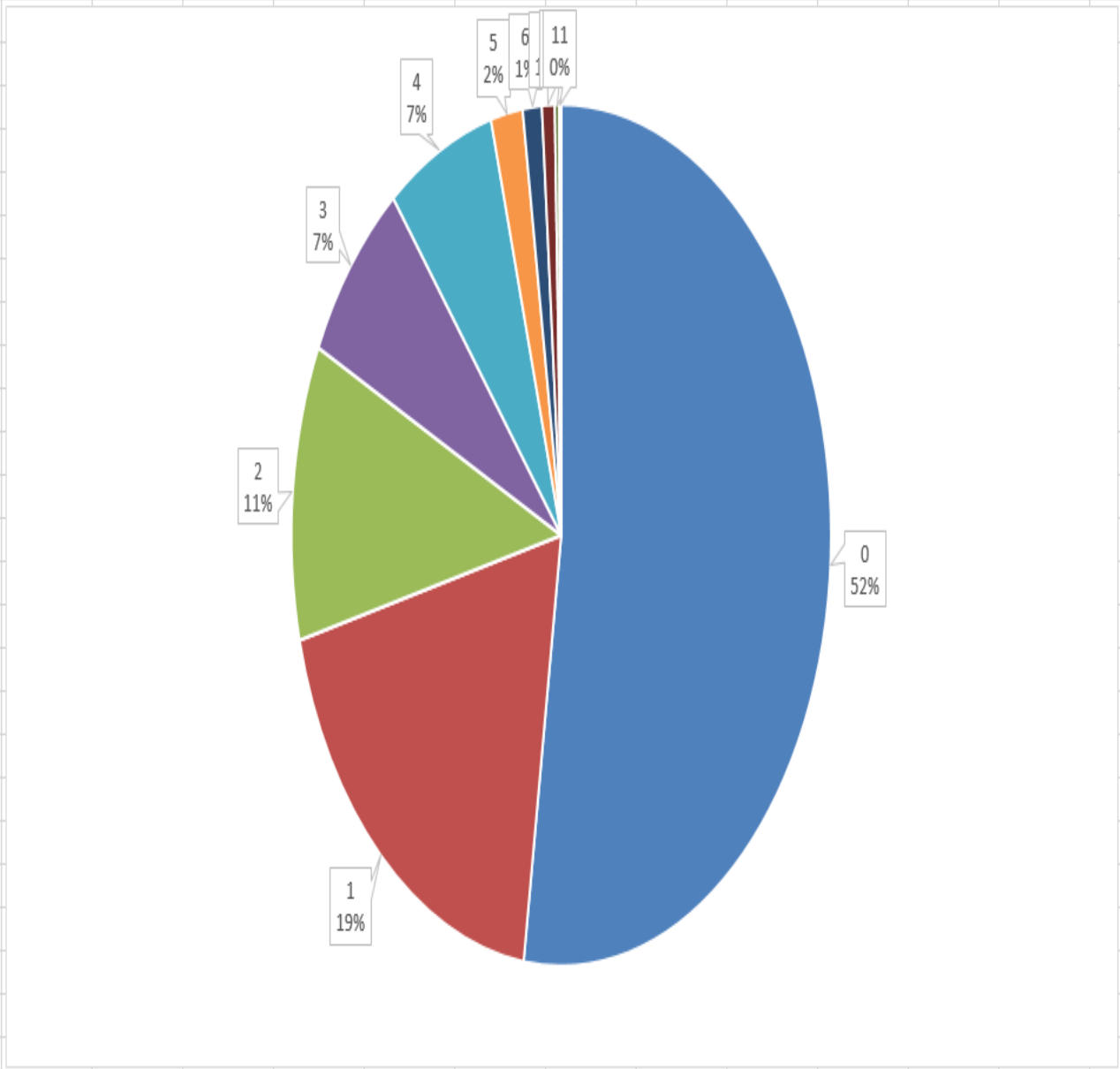


83% with 4 or fewer visits to the Nurse

# Internalizing with Failing Classes



	A	B	C	D	E	F	G	H	I	J	K	L	M	N	O	P	Q	R	S
1																			
2																			
3	Internalizing	Elevated																	
4																			
5	<b>Row Labels</b>	<b>Count of Student #</b>																	
6	0	410																	
7	1	148																	
8	2	87																	
9	3	56																	
10	4	51																	
11	5	15																	
12	6	9																	
13	7	6																	
14	8	2																	
15	11	1																	
16	<b>Grand Total</b>	<b>785</b>																	
17																			
18																			
19																			
20																			
21																			
22																			
23																			
24																			
25																			
26																			
27																			
28																			



## PivotTable Fie... ✕

Choose fields to add to report: ⚙️

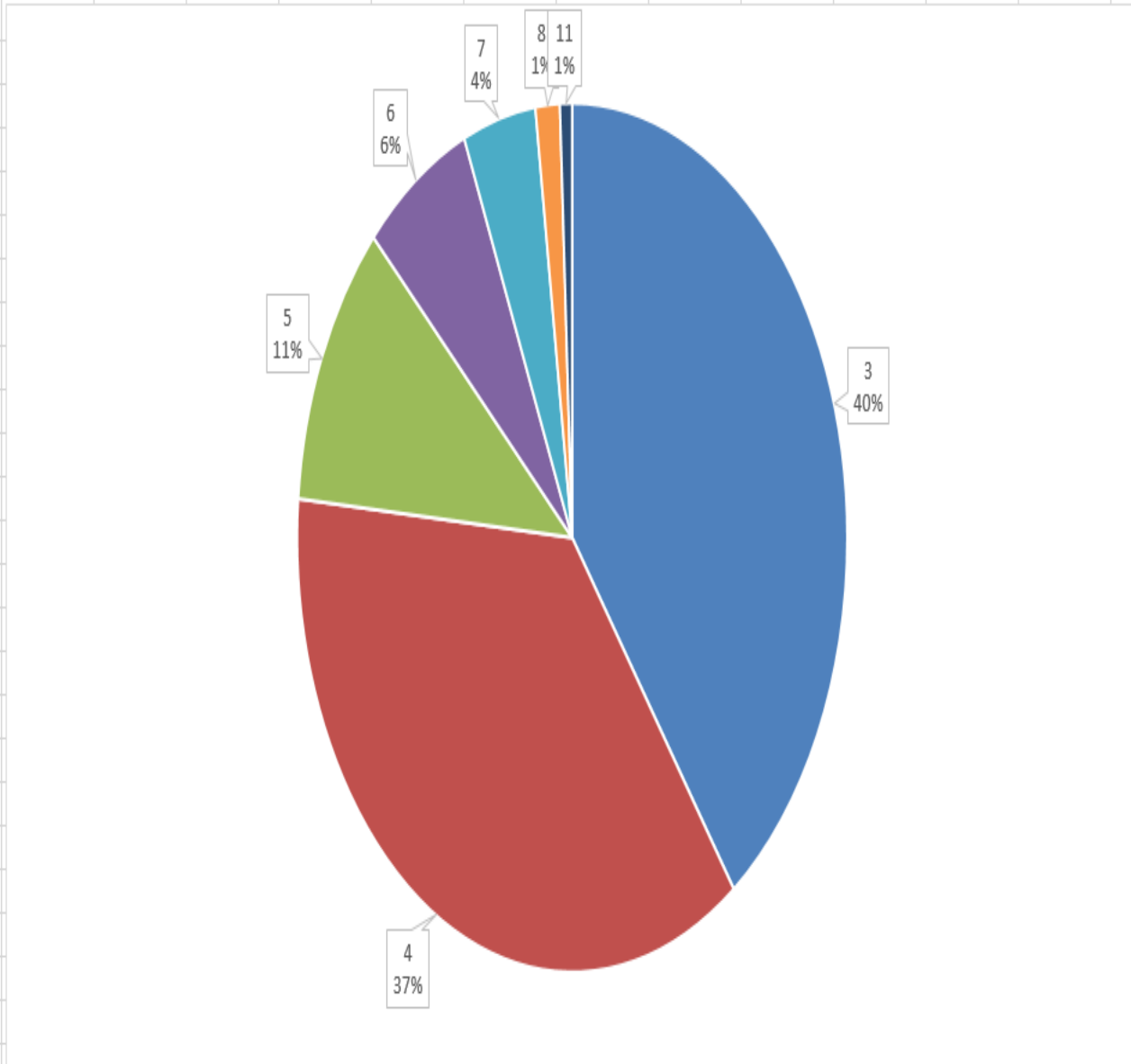
Search 🔍

- EL
- # Absences
- # Tardies
- # Failing Classes
- # Referrals
- ISS Days

Drag fields between areas below:

FILTERS	COLUMNS
Internal... <span>▼</span>	
ROWS	VALUES
# Failin... <span>▼</span>	Count o... <span>▼</span>

	A	B	C	D	E	F	G	H	I	J	K	L	M	N	O	P	Q	R	S
1																			
2																			
3	Internalizing	Elevated																	
4																			
5	<b>Row Labels</b>	<b>Count of Student #</b>																	
6	3	56																	
7	4	51																	
8	5	15																	
9	6	9																	
10	7	6																	
11	8	2																	
12	11	1																	
13	<b>Grand Total</b>	<b>140</b>																	
14																			
15																			
16																			
17																			
18																			
19																			
20																			
21																			
22																			
23																			
24																			
25																			
26																			
27																			
28																			



## PivotTable Fie... ✕

Choose fields to add to report: ⚙️

Search  🔍

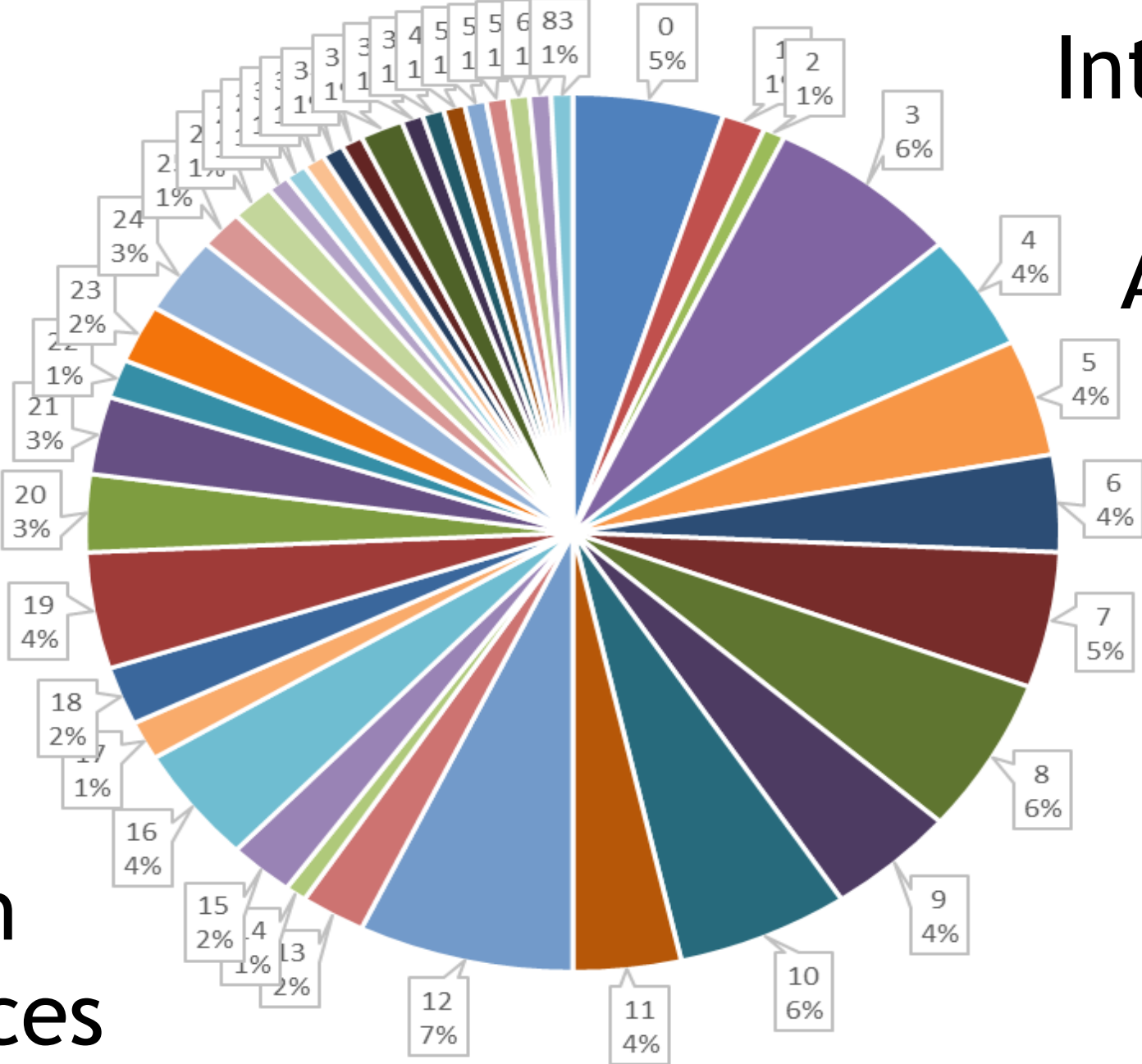
- EL
- # Absences
- # Tardies
- # Failing Classes ⌵
- # Referrals
- ISS Days

Drag fields between areas below:

<span>⌵</span> FILTERS	<span>    </span> COLUMNS
Internal... <span>⌵</span>	
<span>≡</span> ROWS	<span>Σ</span> VALUES
# Failin... <span>⌵</span>	Count o... <span>⌵</span>

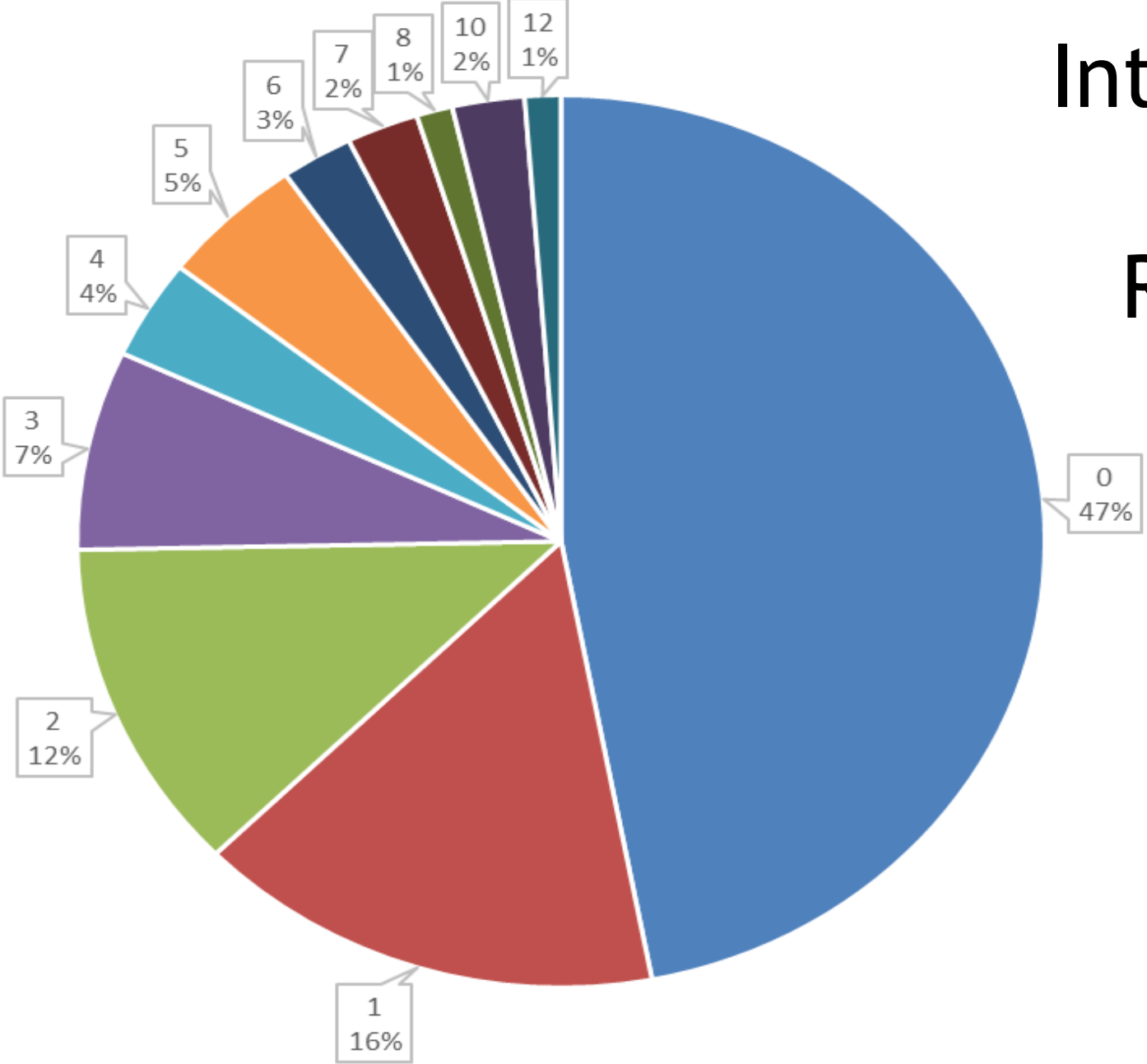
UPDATE

# Internalizing with Absences



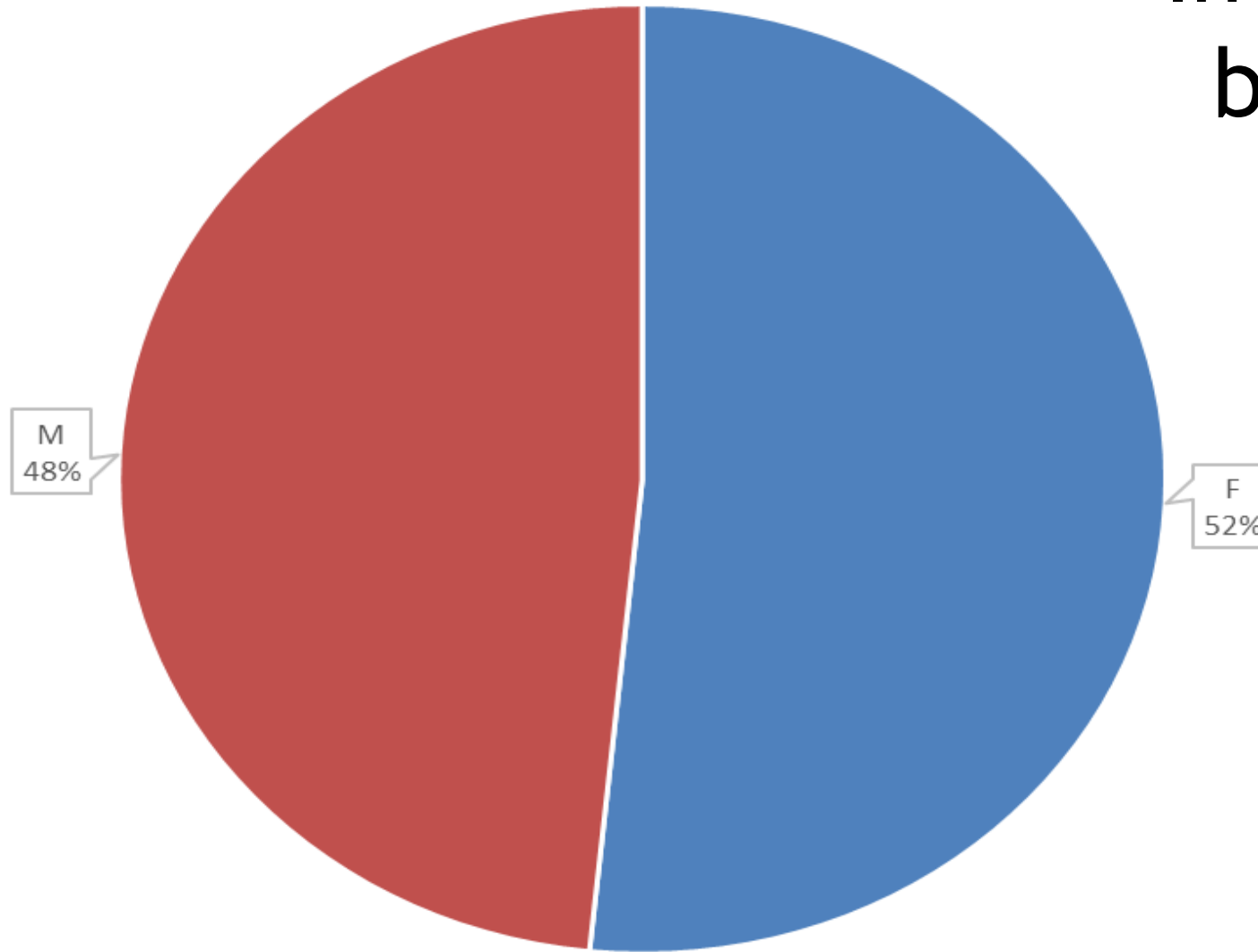
60% with 10+ absences

# Internalizing with Referrals

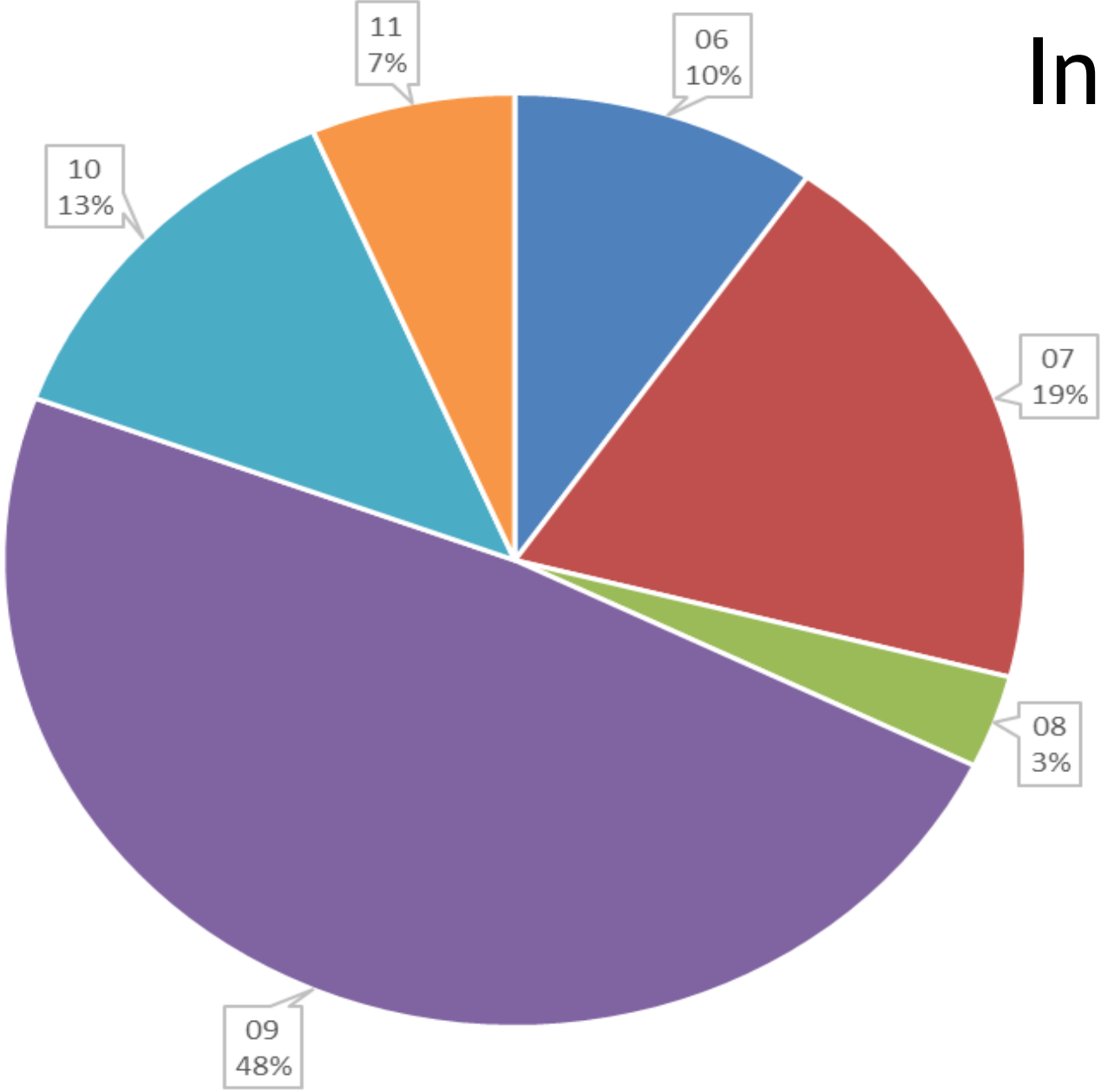




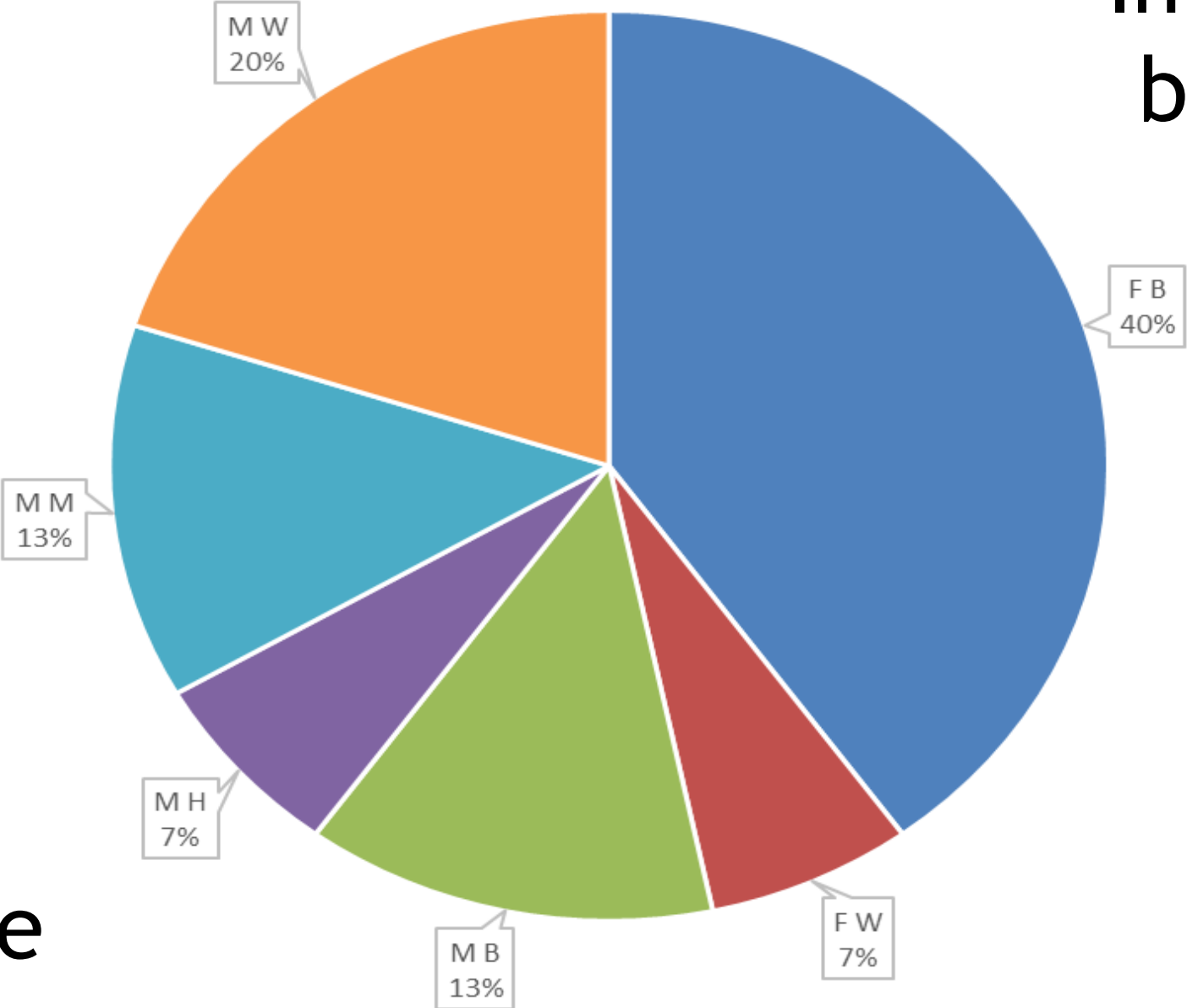
# Internalizing by Gender



# Internalizing by Grade

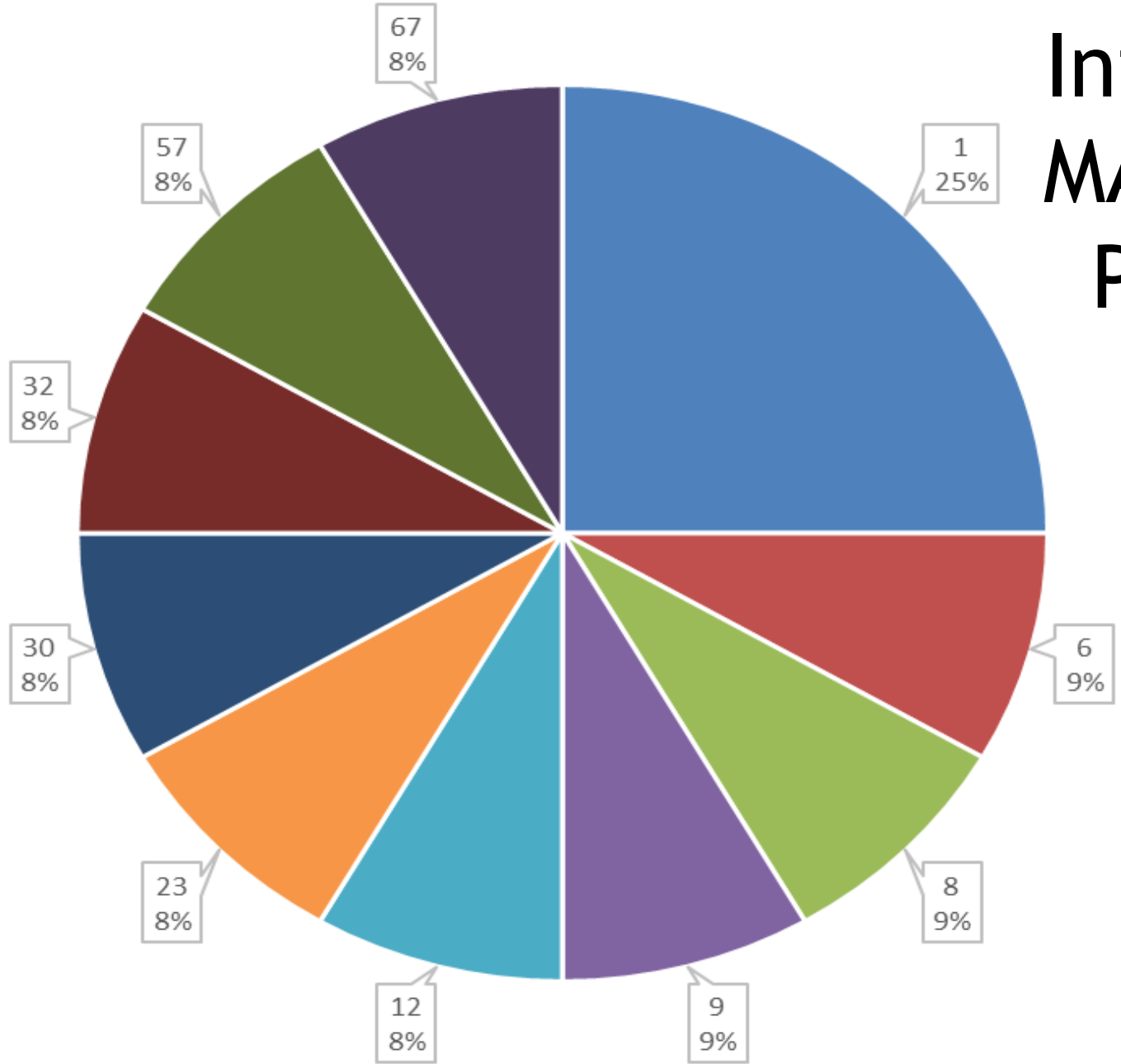


# Internalizing by R/E and Gender

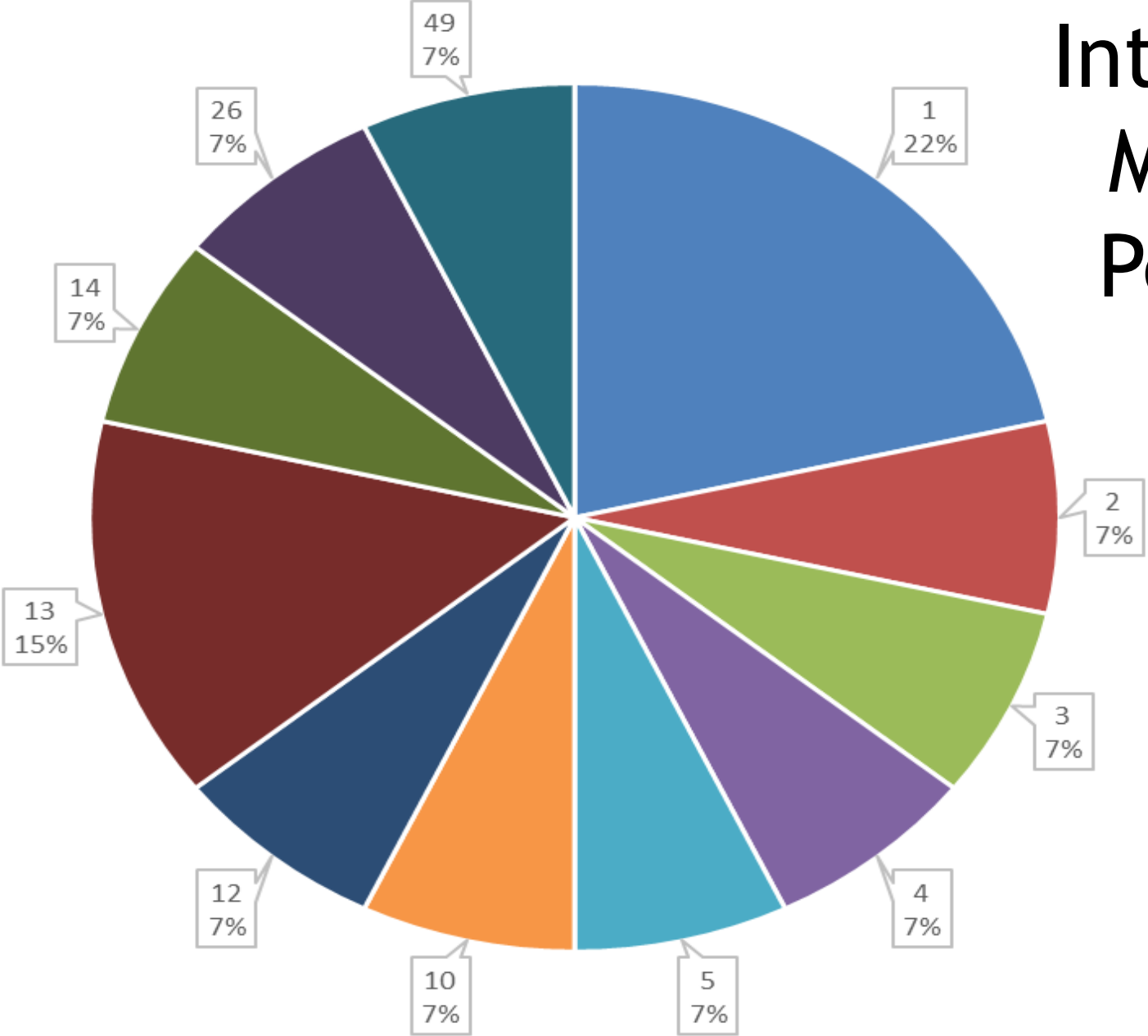


9<sup>th</sup> Grade

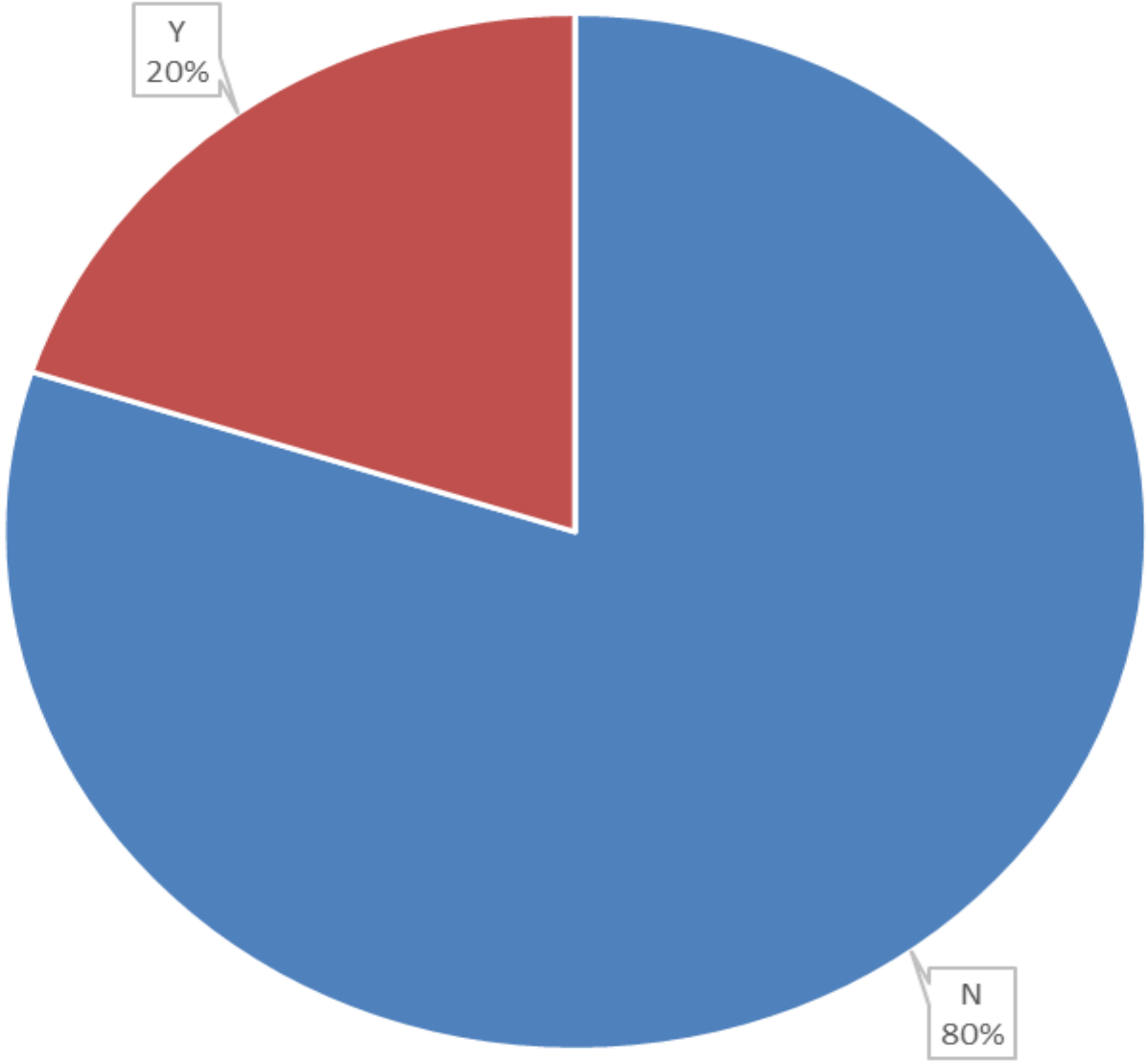
# Internalizing MAP Reading Percentile



# Internalizing MAP Math Percentile

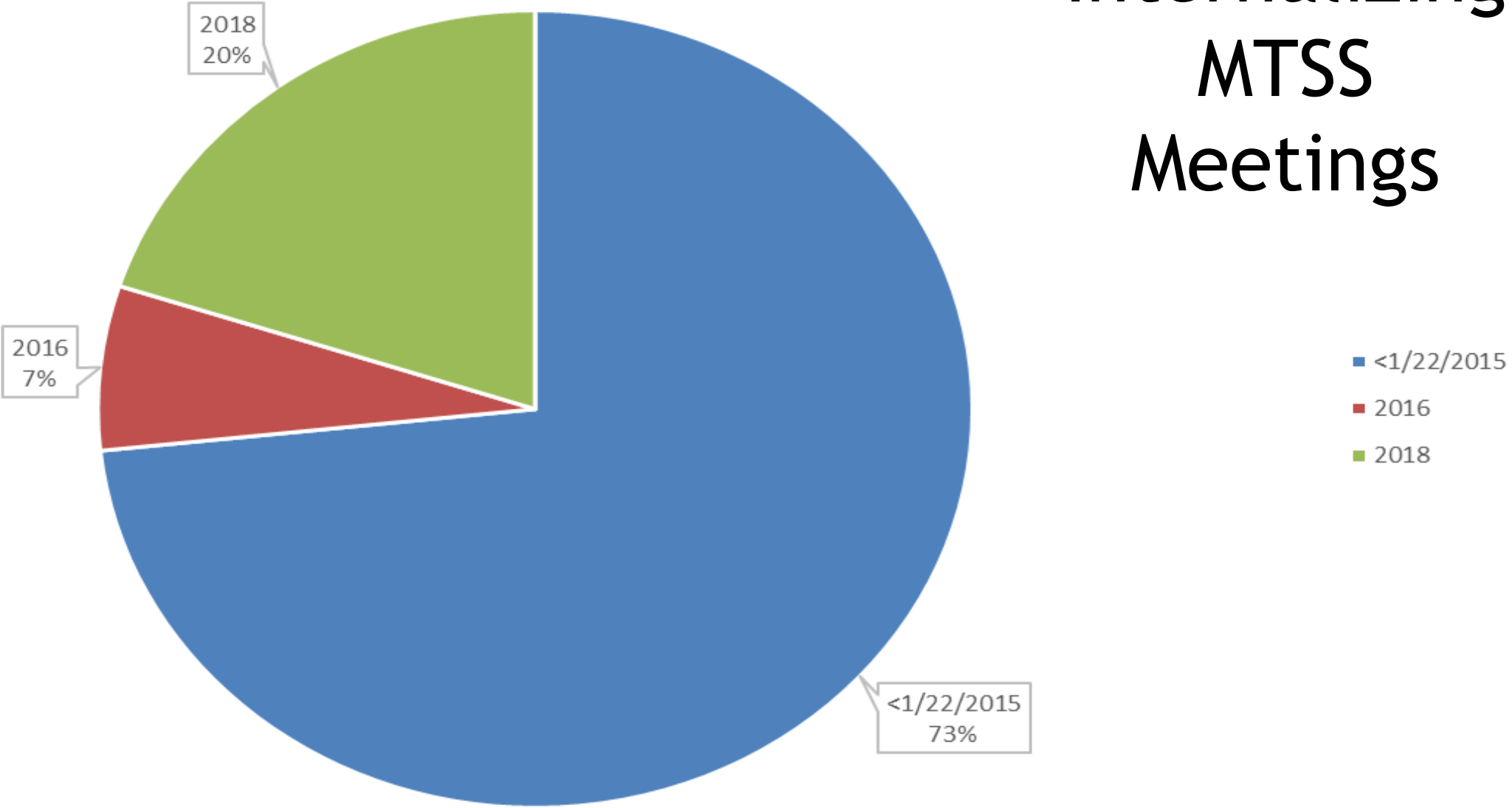


# Internalizing On Track for Graduation



■ N  
■ Y

# Internalizing MTSS Meetings



# Intervention Development

- 9<sup>th</sup> Grade
  - Elevated Internalizing needs
  - Failing 3+ classes
  - 10+ absences
  - 2+ ODRs
  - Low MAP scores in Math and/or Reading



Questions?

Kraig Howell

[kraig.Howell@gscs.org](mailto:kraig.Howell@gscs.org)

Josh Griffis

[josh.griffis@gscs.org](mailto:josh.griffis@gscs.org)



**Griffin-Spalding  
County School System**

*Grow Sustain Collaborate Succeed*