

Ensuring Accurate Data for CCRPI

FY 2020 Data Collections Annual Conference
August 21, 2019

Purpose

This session will focus on ensuring accurate data for the College and Career Ready Performance Index (CCRPI). The CCRPI calculations rely heavily on data submitted annually in Student Record and Student Class, as well as in other data collections at the GaDOE. This session will review the utilization of such data for CCRPI and explain the connections between data submitted and indicators on the CCRPI reports.

First...do you know?

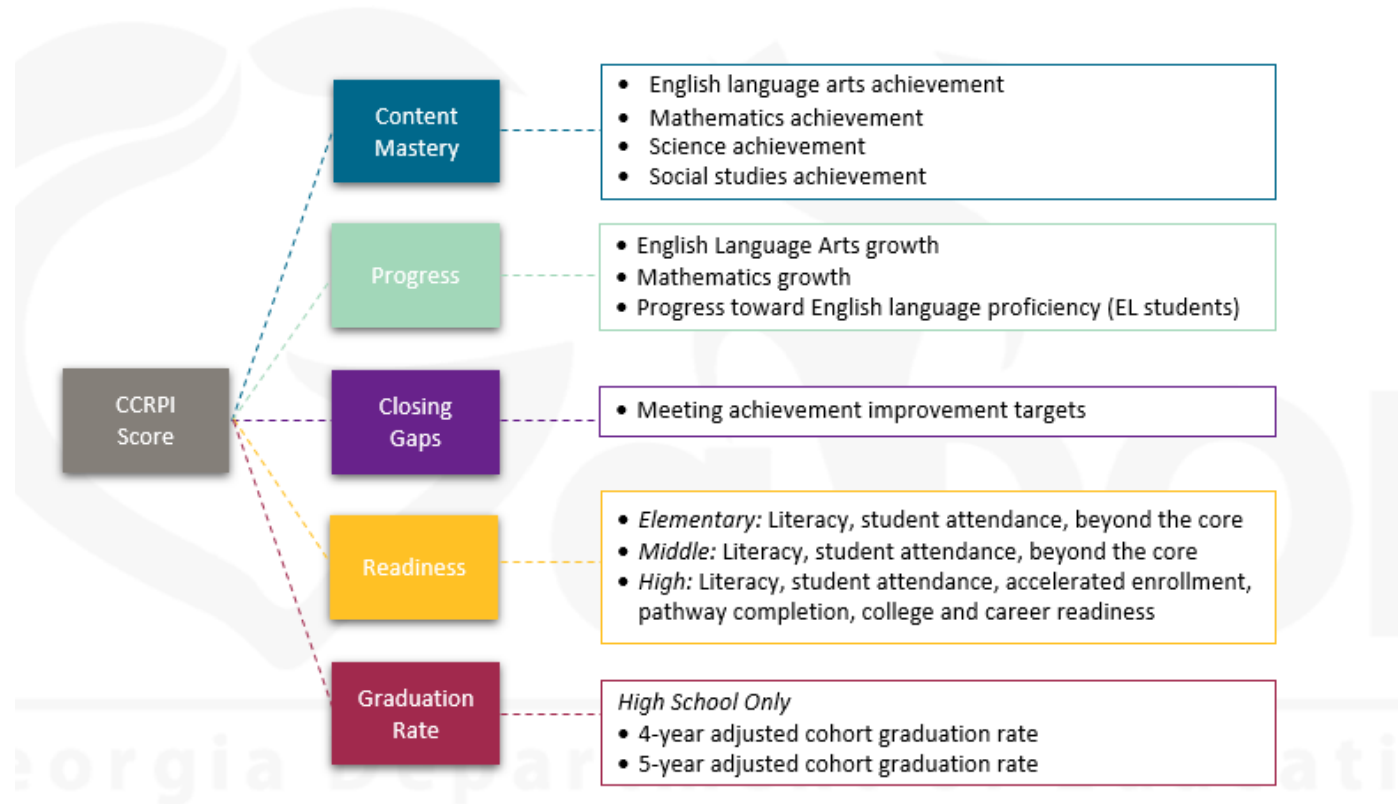
- Who is the [accountability specialist](#) at the GaDOE assigned to assist your district?
- Who is the accountability Point of Contact (POC) in your district appointed by your superintendent?

What is the CCRPI?



CCRPI

The College and Career Ready Performance Index or CCRPI is a comprehensive school improvement, accountability, and communication platform for all educational stakeholders that will promote college and career readiness for all Georgia public school students.



2019 CCRPI Reports

- Will be released this fall
- Capture the 2018-2019 school year
- Utilize the same business rules as the 2018 CCRPI reports
- Feature some enhancements to the 2018 CCRPI report, such as trend arrows

Accessing Reports

<https://www.gadoe.org/CCRPI/Pages/default.aspx>

College and Career Ready Performance Index (CCRPI)

What is the College and Career Ready Performance Index (CCRPI)?

CCRPI is a comprehensive school improvement, accountability, and communication platform for all educational stakeholders that will promote college and career readiness for all Georgia public school students.

Note: The 2018 CCRPI uses an updated calculation approved as part of Georgia's state plan for the Every Student Succeeds Act (ESSA). 2018 scores are NOT comparable to any prior year. Any comparison, or statement that a school or district's scores have " risen " or " dropped " is incorrect.

[View 2018 CCRPI Reports Here](#)

AN OVERVIEW OF GEORGIA'S College and Career Ready Performance Index (CCRPI)

CCRPI Report User Feedback Survey

CCRPI Report Tutorials

2018 CCRPI Data Files

2018 College and Career Ready Performance Index (CCRPI)
Georgia State-Level

High School Edge Score: **75.3**

Overview

| STATE INFORMATION | NUMBER OF STUDENTS ENROLLED | 567,801 |
|-------------------|-----------------------------|---------|
| | TITLE I SCHOOLS | 55.9% |

| STATE DEMOGRAPHICS | PERCENTAGE |
|----------------------------------|------------|
| AMERICAN INDIAN / ALASKAN NATIVE | 0.2% |
| ASIAN / PACIFIC ISLANDER | 4.0% |
| BLACK | 38.0% |
| HISPANIC | 14.4% |
| MULTI-RACIAL | 3.3% |
| WHITE | 40.3% |
| ECONOMICALLY DISADVANTAGED | 58.8% |
| ENGLISH LEARNERS | 4.5% |
| STUDENTS WITH DISABILITY | 11.9% |

HOW DID THE STATE PERFORM? 75.3

| HOW DID THE STATE PERFORM ON EACH COMPONENT? | SCORE |
|---|-------|
| CONTENT MASTERY | 66.9 |
| English Language Arts | 70.38 |
| Mathematics | 61.63 |
| Science | 68.31 |
| Social Studies | 70.21 |
| PROGRESS | 83.0 |
| English Language Arts | 83.71 |
| Mathematics | 82.44 |
| Progress Towards English Language Proficiency | 78.26 |
| CLOSING GAPS | 70.0 |
| Engagement Target Performance | 70.00 |
| GRADUATION RATE | 82.0 |
| 4-Year Graduation Rate | 81.56 |
| 5-Year Graduation Rate | 82.80 |

Where does GaDOE get the data?



Data Sources

- Assessment data
- CCRPI applications
- EOPA Collection
- Free and Reduced Meal Application
- FTE – 1
- FTE Survey
- Student Class (SC)
- Student Record (SR)
- TCSG and USG data files

Which data sources are used for each component?



CCRPI Data Sources

| Component | Assessment Data | CCRPI Applications | EOPA Collection | FTE-1 and/or FTE Survey | Student Record and/or Student Class and Free and Reduced Meal Application | TCSG and/or USG Files |
|-----------------|-----------------|--------------------|-----------------|-------------------------|---|-----------------------|
| Content Mastery | X | X | | X | X | |
| Progress | X | X | | X | X | |
| Closing Gaps | X | X | | X | X | |
| Readiness | X | | X | X | X | X |
| Graduation Rate | | X | | | X | |

Data Element Quick Reference Guide

- Excel document that lists every indicator and displays data elements used
- Available on the [CCRPI Resources for Educators](#) webpage
- [CCRPI Data Element Quick Reference Guide 04.16.19](#)

What is the process for providing data? Who provides the data?



Assessment Data

- Georgia Milestones
 - EOG
 - EOC
- GAA 2.0
- ACCESS for ELLs
- Alternate ACCESS for ELLs

CCRPI Applications

- Assessment Matching (*District*)*
- Non-Participation (*District*)*
- Summer Graduates (*District*)*
- Cohort Withdrawal Update (*District*)*

**Check the process for your district!*

EOPA Application (CTAE)

- End of Pathway Assessment
 - Used for high school *College and Career Readiness* indicator (lagging indicator)
 - High schools can verify the data on the **Pathway Completers District Summary and Signoff Report** in the EOPA application.
 - The EOPA application opens after the end-of-year Student Class data collection has been completed and signed off.

FTE-1 and FTE Survey

- Accurate marking period start and end dates are critical for CCRPI reporting.
 - ▶ **MARKING PERIOD DATES**
Reminder: If a school has **Marking Period Dates** that differ from the **Marking Period Dates** reported for the district, then report the school **Marking Period Dates** on the tab specified in the FTE Data Survey.
(NOTE: See the FTE Data Survey documentation for detailed instructions for reporting the **MARKING PERIOD DATES** for a school.)

Which Student Record (SR) elements are used in CCRPI?



Student Record

Student – Identity and Demographic Grouping

- GTID
- System
- School
- Grade Level
- Race
- Ethnicity
- Primary Area (Special Education)
- GAA
- Free or Reduced Meal Eligibility (Student Level)
- Free or Reduced Meal Eligibility/CEP Status (School-wide CEP or Provision II status now comes from the November Free and Reduced Price Meal data collection)

Student Record

Student – Demographic Grouping continued...

- Student Primary Language
- Date of Entry to US School
- English Learner (EL)
 - Y = yes, actively enrolled in the EL program
 - N = no, student is not in EL
 - 1 = 1st year out of EL, being monitored
 - 2 = 2nd year out of EL, being monitored
 - 3 = 3rd year out of EL, no longer monitored
 - 4 = 4th year out of EL, no longer monitored

Student Record

Enrollment – Attendance and Graduation Data

- School Entry Code
- School Entry Date
- Withdrawal Code
- Withdrawal Date
- Days Present
- Days Absent
- Diploma Type (STUDENT)

Which Student Class elements are used in CCRPI?



Student Class

Course Data

- Course Credit
- Course Number
- Course Grade
- Course Teacher ID
- Credit in Lieu of Course determined by course code (a 3 in the 5th digit after the decimal, as in XX.XXXX3XX), not a data element

Why is the Student Record and Student Class data so important? Where is the information used?



Content Mastery

Student Record*

- GAA Enrolled
- School Entry Date
- School Withdrawal Date

Student Class

- Course Number
- Course Grade
- Course Teacher ID

Assessments

- Georgia Milestones
- GAA

Applications

- Assessment Matching
- Non-participation

FTE

- Marking Period Start/End Dates



*In addition to elements listed on slides 18 and 19

Progress

Student Record*

- School Entry Date
- Withdrawal Date

Student Class

- Course Number

Assessment

- Georgia Milestones
- ACCESS

Applications

- Assessment Matching



*In addition to elements listed on slides 18 and 19

Closing Gaps

Student Record*

- School Entry Date
- School Withdrawal Date

Student Class

- Course Number

Assessments

- Georgia Milestones
- GAA

Applications

- Assessment Matching
- Non-Participation

FTE

- Marking Period Start/End Dates



*In addition to elements listed on slides 18 and 19

Readiness

Student Record*

- School Entry Date
- Withdrawal Date
- Enrollment Record
- Days Present
- Total Days Absent (Excused + Unexcused)

Student Class

- Course Number
- Course Credit
- Course Grade

Assessment

- Georgia Milestones
- National Assessments
- EOPA

Applications

- Assessment Matching
- EOPA (CTAE)

FTE

- Marking Period Start/End Dates

USG and TCSG Data

- Students not needing remediation
- TCC Completer



*In addition to elements listed on slides 18 and 19

Graduation Rate

Student Record*

- Date Entered Ninth Grade
- Diploma Type
- School Entry Code
- Withdrawal Code

Applications

- Cohort Withdrawal Update
- Summer Graduate Application



*In addition to elements listed on slides 18 and 19

Will CCRPI be impacted? How?

- An elementary school does not give kindergarten students grades in art courses.
- A middle school teaches EOC Algebra to 8th graders but does not correctly report the course.
- A district forgets to mark students as GAA in the SIS.
- A high school registrar enters the incorrect year for *date entered 9th grade* for several students.
- A high school does not keep documentation when records requests are made from other states.

How can I check the data?



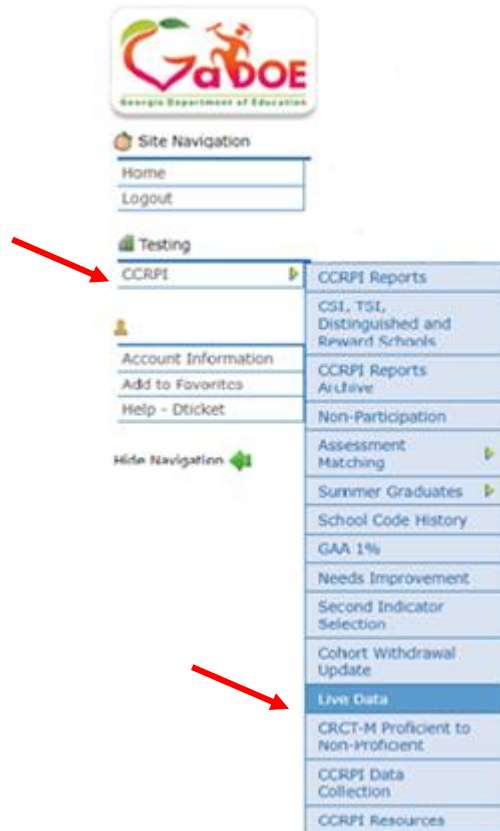
Two Ways to Check CCRPI Data

- Both the Live Portal Data tool and Student Record Reports inform districts about the accuracy of data used in CCRPI reporting.
- *Live Portal Data* tool provides schools and districts with rates and information about student data that will be used in CCRPI reporting and cannot be updated after the close of Student Record and Student Class.
- *Student Record CCRPI – Related Reports* reflect the data collected in SR that are used in CCRPI.

Live Portal Data Tool

- Available in early May
- Located in the secure MyGaDOE portal within the CCRPI reports for individual schools
- Available only to principals and district personnel with CCRPI portal rights
- Check to ensure principals are provisioned early

Live Portal Data Tool



- Select Student Record (SR) data are available first
- Select Student Class (SC) data are available later
- Excellent opportunity to check key CCRPI-related data BEFORE the close of SR and SC
- Updates must be made in SR and SC, not in this tool!
- Updates will show in the tool within 48 hours

Live Portal Data Tool

- Allows district staff and principals to
 - ✓ Ensure data submitted in Student Record and Student Class used for CCRPI are accurate
 - ✓ Check SR and SC counts against expected values
 - ✓ Check to ensure students are enrolled in correct EOC courses
 - ✓ Check to ensure students are enrolled in and receive grades in Beyond the Core courses
- Types of data available
 - Enrollment numbers
 - Absences
 - Demographic data
 - Course information – EOC, BTC

Live Portal Data Tool

- If you have CCRPI portal access, look for email with user guide and webinar link in the spring
- Student Record data displays first (early May)
 - Demographic data
 - Attendance data
- Student Class data displays later (May)
 - Course enrollments
 - Pathways for 12th graders
- Also in May
 - Current 4-year cohort – **for review/information only**

Checking Reports

Student Record Main Menu

CCRPI Related Reports

- SR025A Special Language Programs
- SR025B Special Language Programs - Primary Language
- SR025D EL Monitored
- SR057A Graduate Diploma Information
- SR073 Date Entered Ninth Grade Report
- SR084 Student Summary Information
- ENR019A Withdrawal Reason Report
- ENR021 Student Attendance Report
- ENR022 School Entry Reason Report
- ENR023a Absences 10% or Greater by Student
- ENR024a Absences 10% or Greater by School and Grade
- SE056b Primary Area by Age (by Primary Area)
- EOPA Eligibility Report

How can I improve the quality of my data?



Hints from Data Collections

- There are reports in SR that reflect your CCRPI data. Please review all of these reports before signing off on SR.
- Also look at the SR and SC Error Reports. There are other clues that you may have inaccurate data.
- Don't ignore Warnings. Example: **W2911 - Up to 24% fewer students were marked FRL in SR than were reported in the November FRL collection**

Data Quality Reminders

Planning for the 2020 CCRPI starts now!

- Attendance (days present and days absent)
- Mark students as ED
- Mark appropriate students in all grades (K-12) as GAA
- Use the correct date first entered ninth grade
- Use accurate withdrawal codes
- Collect proper documentation for withdrawals
- G is the only diploma type recognized for graduation rate
- Marking periods in FTE Survey

Data Quality Reminders

Enroll students in courses with correct course codes

- EOC-required courses (more information [here](#))
 - Algebra vs Coordinate Algebra and Geometry vs Analytic Geometry
 - Middle school EOC courses
- Beyond the Core courses with grades
- Accelerated Enrollment and pathway courses
- Dual Enrollment courses (particularly those that are exempt from the associated EOC)
- Work-based Learning courses
- Credit in Lieu of Enrollment course codes

Data Quality Reminders

- Investigate issues and call as soon as they arise and before windows close.
- Data are consumed immediately after applications close.
- There will be no data correction window for CCRPI.

Making a Plan

- Ensure collection signoffs are completed and on time. (Note: The Student Record and Student Class signoff deadlines are the Superintendent's deadline. The school deadline should be set for an earlier date.)
- Provide ongoing staff development related to collecting and reporting data.
- Read the documentation and ask questions as needed.

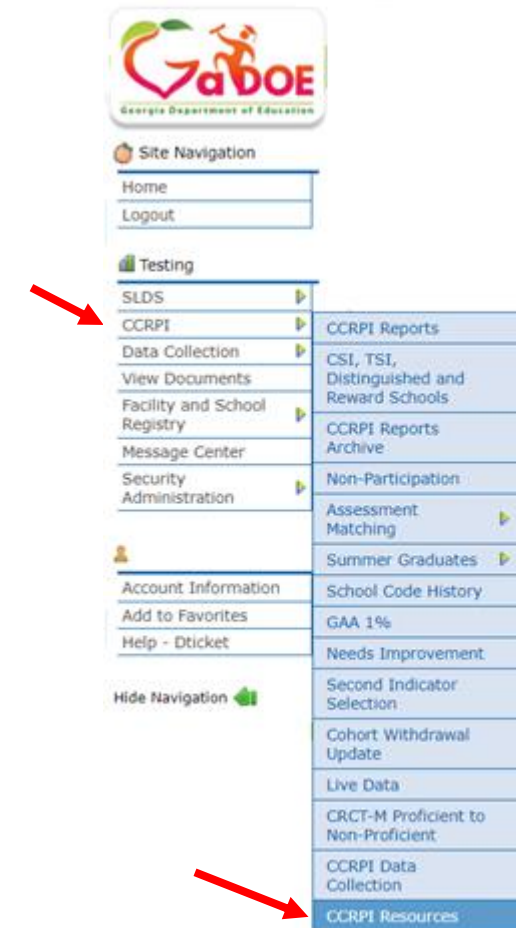
Who should I contact with questions?



Resources and Guidance

- [Accountability specialists](#) at the GaDOE
- GaDOE Helpdesk (*follow your district protocol*)
- [School Climate](#) webpage
- [School Counselor Information](#) webpage
- [State Funded K-8 Subjects and 9-12 Courses](#)

CCRPI Resources in MyGaDOE Portal



- CCRPI application resources
- Detailed calculation guides
- User guides
- Webinar recordings
- Other resources not appropriate for public site

What would you do?

An elementary school principal calls you in May. He says the Live Portal Data tab shows 80% of the students have a passing grade in a World Language or Fine Arts course, but he knows that all of his students took and passed an art class.



philipmartin.info

What would you do?

A high school principal calls you in May. She says that she is looking at the Live Portal Data and 0 students are showing as enrolled in Algebra, but she knows that at least 200 students are taking Algebra.



What would you do?

A district administrator emails you in May. She says that the Live Portal Data shows 0 students in your district are Economically Disadvantaged, but she knows that could not be true.



Questions



Accountability Team

Paula Swartzberg, Director of Accountability
pswartzberg@doe.k12.ga.us or (404) 463-1539

Lacey Andrews, Accountability Specialist
landrews@doe.k12.ga.us or (404) 657-0251

Kris Dennis, Accountability Specialist
kdennis@doe.k12.ga.us or (404) 463-1175

August Ogletree, Ph.D., Accountability Research Specialist
aogletree@doe.k12.ga.us or (404) 463-6675

Tianna Sims-Miller, Ph.D., Program Manager, Accountability Research
tsims@doe.k12.ga.us or (404) 463-1166

Allison Timberlake, Ph.D., Deputy Superintendent for Assessment and Accountability
atimberlake@doe.k12.ga.us or (404) 463-6666

GaDOE Customer Service Survey:
<http://gadoe.org/surveys/AsAc-H8PBVZM>